



COMMERCIAL PRODUCT CATALOG

VIDEO SECURITY & ACCESS CONTROL SOLUTIONS

THE FIRST AND ONLY MISSION-CRITICAL ECOSYSTEM

Motorola Solutions has created the mission-critical ecosystem built for commercial business. It shares knowledge across your entire operation to enable powerful collaboration, streamline workflows and drive performance. A single platform — where communications, software, video and services operate seamlessly together — to reveal the insights which drive meaningful change.



**LMR
MISSION CRITICAL
COMMUNICATIONS**

**SAFETY
REIMAGINED**

**VIDEO
SECURITY &
ACCESS CONTROL**

**COMMAND
CENTER
SOFTWARE**

**MANAGED &
SUPPORT SERVICES**



VIDEO SECURITY & ACCESS CONTROL

KNOW WHAT IS HAPPENING. ACT WITH CERTAINTY.

Our expansive portfolio of cameras, access control, infrastructure and management software is combined with powerful, AI-enabled analytics that take your video system from passive observer to active partner.

With high-definition cameras that continuously scan, analyze and learn from their environment, you get unprecedented visual detail combined with situational awareness to inform the best response.

Investigations that once took hours or days, now take minutes with advanced search capabilities and integrations across the ecosystem that enable effortless sharing and collaboration.

At Motorola Solutions, we create a safe world.



RISK GROWS IN THE GAPS

SOLUTIONS FOR COMMERCIAL BUSINESS

The lack of visibility to what's happening in your business creates inefficiencies, leads to poor decision making and allows risk to thrive. We're shaping the future of business with an adaptable network of cameras with built-in intelligence to bring forward the information enterprise needs to do its work.

Fixed and mobile security solutions capture the critical details that our integrated analytics platform scans to identify the relevant information to share across the organization.

When analytics work for you to identify patterns, hotspots and unusual activities, you have the knowledge to protect your business and grow. Our vision is to turn the masses of data that video networks capture into a powerful engine of unprecedented insights and data-driven decision making. So resources are better deployed, performance is driven, and risk is removed.



CONTENTS



FIXED CAMERAS & SENSORS 6

H5 Pro Cameras	7
H5A Cameras	8
H5A Explosion-Protected Cameras	10
H5A Fisheye Cameras	11
H5A Corner Cameras	12
H5A Dual Head Cameras	13
H5A-PTZ Cameras	14
H5A Rugged PTZ Cameras	15
H5SL Cameras	16
H5M Cameras	17
H4 Mini Dome Cameras	18
H4 Multisensor Cameras	19
H4 IR PTZ Cameras	20
H4 Thermal Cameras	21
H4 Elevated Temperature Detection (ETD) Solution	22
H4ES Cameras	23
H4 Video Intercom	24
FIPS Cryptography Support	25
Fixed Camera Accessories	26



VIDEO INFRASTRUCTURE 29

Network Video Recorders (NVRs) & Workstations	30
NVR4X Premium FIPS Series	31
AI NVRs	32
HD Video Appliances	32
ES Appliance	33
ACC ES Rugged Appliance	34
Avigilon Video Archive	34
Remote Monitoring Workstations	35
Avigilon AI Appliance	36
IP Horn Speaker	37



ENTERPRISE-GRADE PRIVATE BROADBAND 38

Nitro	39
-------	----



BODY-WORN CAMERAS 40

VT100 Cameras	41
VB400 Cameras	42
Accessories	43
Camera Docks	44
RFID Reader & Accessories	45
DockController	46



LICENSE PLATE RECOGNITION SOLUTIONS 47

H4 License Plate Capture Cameras	48
----------------------------------	----



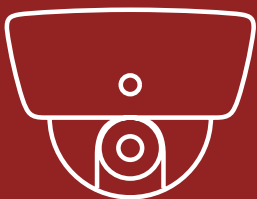
VIDEO MANAGEMENT SOFTWARE 49

For Fixed Video	
Avigilon Control Center (ACC) Software	50
Avigilon Cloud Services (ACS) Platform	52
For Mobile Video	
VideoManager Software	53



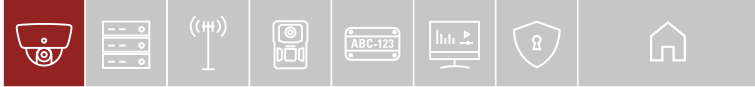
ACCESS CONTROL 54

ACM Software	55
Access Control Manager (ACM) System	56
Controllers & Sub-Panels	59
Readers & Credentials	60
Power Supplies	61
Bundled Kits	63
Wireless Lock Integrations	64
Federal Government Solutions	65
Biometric Solutions	66
Visitor Management	67
Intrusion Panels	68
ACM Verify Virtual Stations	69



FIXED CAMERAS

Motorola Solutions offers a complete video security solution, with cutting-edge camera and sensor technologies that are embedded with features such as smart analytics to help focus your attention on the events that matter most. Our fixed camera portfolio includes cameras and technologies for any application, from 1–61 MP resolution in fixed, moving and multisensor options, to infrared (IR) and LightCatcher™ technology to help you see more in dark environments, to a 360-degree view for broad coverage with fewer cameras.



H5 PRO CAMERAS

The new Avigilon H5 Pro Camera Line captures the best-in-class image details over vast areas, providing maximum coverage options through our most powerful and innovative ultra high definition cameras yet.



SPECIFICATIONS

MODEL NAME	8 MP (4K ULTRA HD) H5 PRO	16 MP H5 PRO	26 MP H5 PRO	40 MP H5 PRO	61 MP H5 PRO
PART NUMBER	8C-H5PRO-B	16C-H5PRO-B	26C-H5PRO-B	40C-H5PRO-B	61C-H5PRO-B
Resolution	8 MP (4K)	16 MP (5K)	26 MP (6K)	40 MP (8K)	61 MP (10K)
Image Sensor (progressive scan CMOS)	27.2 mm (Type 1.8)			43.3 mm (Type 2.7)	
Max. Dynamic Range				WDR Off: 70 dB WDR On: 120 dB	
Max. Image Rate (50 Hz / 60 Hz)	WDR Off: 25 fps / 24fps WDR On: 16.7 fps / 17.1 fps		16:9: 16.7 fps / 17.1 fps 3:2: 14.3 fps / 15 fps	WDR Off: 10 fps WDR On: 8.3 fps / 8.6 fps	
Max. IR Illumination Distance	-				
Environmental	IP66 rating for water resistance with optional appropriate housing				
Lens	Dependent on selected lens capability – see page 26 for lens options				

KEY FEATURES

- Next-Generation Video Analytics¹
- Unusual Activity Detection¹
- Avigilon Appearance Search Technology¹
- Facial Recognition Technology¹
- FIPS-Compliant Cryptography Available²
- Compliant with ONVIF Profile G
- Extended Temperature Range
- H.264 & H.265 HDSM SmartCodec Technology, Motion JPEG
- LightCatcher Technology
- Wide Dynamic Range
- Audio Recording Capabilities³
- No Face Mask Detection & Occupancy Counting¹

AUDIO, POWER & STORAGE

Audio Compression Method	Opus, G.711 PCM 8 kHz
Audio Input/Output	Line level I/O, A/V mini-jack (3.5mm)
External I/O Terminals	Alarm in, alarm out
External Power Source	VDC: 12 V ± 10%, 18 W; VAC: 24 V ± 10%, 21 VA
PoE Power Source	IEEE802.3at Class 4 compliant
Onboard Storage	2x microSD/microSDHC/microSDXC slot – video speed class required. Class V10 or better recommended.

¹ Not available on H5 Pro 61 MP models.

² Additional license required — see page 25.

³ Optional.

LEARN MORE





H5A CAMERAS

Features next-generation video analytics to provide a smarter and more powerful video security solution from the moment you set it up.



SPECIFICATIONS

MODEL NAME	H5A DOME (INDOOR SURFACE)				H5A DOME (IN-CEILING)				H5A DOME (OUTDOOR SURFACE)				H5A DOME (PENDANT)					
PART NUMBER	R.0C-H5A-D L				R.0C-H5A-DC L				R.0C-H5A-DO L				R.0C-H5A-DP L					
WITH OPTIONAL IR ILLUMINATORS	R.0C-H5A-D L-IR				R.0C-H5A-DC L-IR				R.0C-H5A-DO L-IR				R.0C-H5A-DP L-IR					
Resolution (MP) ^R	2	4	6	8	2	4	6	8	2	4	5	6	8	2	4	5	6	8
Max. Dynamic Range (dB)	132	126	120		132	126	120		132	126	126	120		132	126	126	120	
Max. IR Illumination Distance (at 0 lux)	35 m (115 ft)		30 m (98 ft)		35 m (115 ft)		30 m (98 ft)		35 m (115 ft)		30 m (98 ft)		35 m (115 ft)		30 m (98 ft)			
Image Sensor (progressive scan CMOS)	1/2.8"		1/1.8"		1/2.8"		1/1.8"		1/2.8"		1/1.8"		1/2.8"		1/1.8"			
Environmental	-								IP66 / IP67 weather rating, IK10 impact rating									
Onboard Storage	microSD / microSDHC / microSDXC slot – video speed class required. Class V10 or better recommended.																	

LENS OPTIONS ^L

Resolution (MP) ^R	Lens	Angle of View	Color		Mono		Color		Mono		Color		Mono	
			Min. Illum. (lux)	Min. Illum. (lux)	Min. Illum. (lux)	Min. Illum. (lux)	Min. Illum. (lux)	Min. Illum. (lux)	Min. Illum. (lux)	Min. Illum. (lux)				
1	3.3-9 mm F1.3, P-Iris	34° – 99°	34° – 92°	-	-	0.027	0.03	-	-	0.027	0.03	-	-	
		0.014	0.015	-	-	0.014	0.015	-	-	0.014	0.015	-	-	
1	4.9-8 mm F1.8, P-Iris	-	52° – 92°	-	-	-	0.055	-	-	-	0.055	-	-	
		-	0.028	-	-	-	0.028	-	-	-	0.028	-	-	
2	9-22mm F1.6, P-Iris	14° – 31°	-	-	-	0.052	0.058	-	-	0.052	0.058	-	-	
		0.026	0.029	-	-	0.026	0.029	-	-	0.026	0.029	-	-	

KEY FEATURES

- Next-Generation Video Analytics
- LightCatcher Technology
- Compliant with ONVIF[®] Profile S, T and G
- Remote Zoom and Focus
- Maximum Image Rate of 30 fps
- Wide Dynamic Range Support
- H.264 & H.265 HDSM SmartCodec[™] Technology, Motion JPEG
- FIPS-Compliant Cryptography Available¹

AUDIO & POWER

Audio Compression Method	Opus, G.711 PCM 8 kHz
Audio Input/Output	Line level input/output
External I/O Terminals	Alarm in, alarm out
External Power Source	VDC: 12V, VAC: 24V
PoE Power Source	IEEE802.3af Class3 compliant

¹ Additional license required — see page 25.

Part number varies based on camera resolution ^R and lens option number ^L.

ONVIF is a trademark of ONVIF, Inc.

LEARN MORE





H5A CAMERAS

Features next-generation video analytics to provide a smarter and more powerful video security solution from the moment you set it up.



SPECIFICATIONS

MODEL NAME	H5A BOX				H5A BULLET				
PART NUMBER	R.0C-H5A-B L				-				
WITH OPTIONAL IR ILLUMINATORS	-				R.0C-H5A-B0 L-IR				
Resolution (MP) ¹	2	4	6	8	2	4	5	6	8
Image Sensor (progressive scan CMOS)	1/2.8"		1/1.8"		1/2.8"		1/1.8"		
Max. Dynamic Range	132 dB	126 dB	120 dB		132 dB	126 dB	120 dB		
Max. IR Illumination Distance (at 0 lux)	-			90 m (295 ft) ¹			50 m (164 ft)		
Environmental	-			IP66 / IP67 weather rating, IK10 impact rating					
Onboard Storage	SD card slot – video speed class required. Class V10 or better recommended.								

LENS OPTIONS ³ L (REMOTE ZOOM AND FOCUS)								
2	3.3-9 mm F1.3, P-Iris	Angle of View	34° – 99°	34° – 92°	-	34° – 99°	34° – 92°	-
		Minimum Illumination (color / monochrome)	0.027 lux / 0.014 lux	0.03 lux / 0.015 lux	-	0.027 lux / 0 lux ²	0.03 lux / 0 lux ²	-
2	4.9-8 mm F1.8, P-Iris	Angle of View	-	52° – 92°	-	-	-	52° – 92°
		Minimum Illumination (color / monochrome)	-	0.055 lux / 0.028 lux	-	-	-	0.055 lux / 0 lux ²
3	9-22 mm F1.6, P-Iris	Angle of View	-	14° – 31°	-	14° – 31°	-	-
		Minimum Illumination (color / monochrome)	-	0.058 lux / 0.029 lux	-	0.052 lux / 0 lux ²	0.058 lux / 0 lux ²	-
1	4.7-84.6 mm F1.6, P-iris	Angle of View	4.1° – 60°	-	-	-	-	-
		Minimum Illumination (color / monochrome)	0.039 lux / 0.02 lux	-	-	-	-	-

KEY FEATURES

- Next-Generation Video Analytics
- LightCatcher Technology
- Compliant with ONVIF® Profile S, T and G
- Remote Zoom and Focus
- Maximum Image Rate of 30 fps
- Wide Dynamic Range Support
- H.264 & H.265 HDSM SmartCodec™ Technology, Motion JPEG
- FIPS-Compliant Cryptography Available⁴

AUDIO & POWER

Audio Compression Method	Opus, G.711 PCM 8 kHz
Audio Input/Output	Line level input/output
External I/O Terminals	Alarm in, alarm out
External Power Source	VDC: 12V, VAC: 24V
PoE Power Source	IEEE802.3af Class3 compliant

¹ With 9-22 mm lens. Max IR illumination distances varies based on lens and temperature - please refer to camera datasheet.

² With optional IR.

³ Not all resolutions and lens combinations are valid. Please see product datasheet for details.

⁴ Additional license required — see page 25.

Part number varies based on camera resolution ¹ and lens option number ¹.

LEARN MORE



H5A EXPLOSION-PROTECTED CAMERAS

Rugged and reliable solution certified for hazardous locations purpose-built for efficient operational monitoring and control of processes in environments that face the risk of explosions.



SPECIFICATIONS

MODEL NAME	COMPACT BULLET	BULLET		PTZ
PART NUMBER ¹	6.0C-H5EX-A0-C01 6.0C-H5EX-B0-C01 6.0C-H5EX-C0-C01	2.0C-H5EX-A0-B01 2.0C-H5EX-A2-B01 2.0C-H5EX-B0-B01 2.0C-H5EX-B2-B01	2.0C-H5EX-F1-B01 2.0C-H5EX-F3-B01 2.0C-H5EX-G1-B01 2.0C-H5EX-G3-B01	2.0C-H5EXPTZ-A0-B030 2.0C-H5EXPTZ-B0-B030 2.0C-H5EXPTZ-C0-B030
Resolution	6 MP	2 MP		
Image Sensor	1/1.8" progressive scan CMOS	1/2.8" progressive scan CMOS		
Max. Dynamic Range (dB)	120 dB			
Max. Image Rate (50 Hz / 60 Hz)	25 fps / 30 fps	60 fps		
Lens	4.9-8 mm	4.3-129 mm (30x zoom)		
Minimum Illumination	0.055 lux in color mode 0.028 lux in monochrome mode	0.1 lux (F/1.6) in color mode 0.03 lux (F/1.6) in monochrome mode		
Horizontal Angle of View (Aspect Ratio)	(16:9) 50°-91°; (3:2) 47°-72°	(16:9) 3.1°-64°		
Vertical Angle of View (Aspect Ratio)	(16:9) 29°-51°; (3:2) 27°-48°	(16:9) 1.7°-38°		
Certifications/Directives	UL, cUL, CE, RCM			
Safety	UL/CSA 62368-1, EN/IEC 62368-1			
Environmental	EN/IEC 60529: IP66, IP67, IP68, IP69; EN 60068-2-52: salt spray; UL50E: 4X, 6P			
Electromagnetic and Explosion Protection	Cameras were tested to Hazloc Canada, Hazloc US, ATEX, IECEx, INMETRO, KCs and EAC Ex standards. For full details, please refer to camera datasheet.			

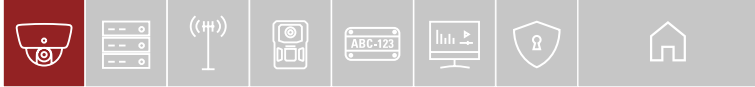
KEY FEATURES

- Next-Generation Video Analytics
- High Temperature Range
- Explosion Protection
- Wide Dynamic Range
- LightCatcher Technology & Automatic IR Cut Filter
- H.264 & H.265 HDSM SmartCodec™ Technology, Motion JPEG
- Compliant with ONVIF Profile S and Profile T

¹Model number variations are contingent on cabling options – please refer to camera datasheet. Cameras certified by Videotec S.P.A., model MMX.

LEARN MORE





H5A FISHEYE CAMERAS

Provides 360° panoramic views of large areas from a single vantage point. Offers superior situational awareness with no blind spots for a cost-effective solution, along with multiple mounting and accessory options for easy installation.



SPECIFICATIONS

MODEL NAME	SURFACE MOUNT DOME		IN-CEILING MOUNT INDOOR DOME	
PART NUMBER	8.0C-H5A-FE-D01	12.0W-H5A-FE-D01	8.0C-H5A-FE-DC1	12.0W-H5A-FE-DC1
WITH OPTIONAL IR ILLUMINATORS	8.0C-H5A-FE-D01-IR	12.0W-H5A-FE-D01-IR		
Resolution	8 MP	12 MP	8 MP	12 MP
Image Sensor (progressive scan CMOS)	1/1.8"	1/2.3"	1/1.8"	1/2.3"
Max. Dynamic Range	120+ dB			
Max. Image Rate (50 Hz / 60 Hz)	25 fps / 30 fps			
Max. IR Illumination Distance (high power 850 nm LEDs, at 0 lux)	17 m (55 ft)	12 m (39 ft)	–	–
Environmental	IK10 Impact Rating, IP66 and IP67 Weather Rating		IP5X Rating	

LENS				
Fisheye, 1.4 mm, F/2.0	Field of View	360°	–	360°
	Minimum Illumination (color / monochrome)	With IR: 0 lux Without IR: (0.2 lux / 0.1 lux)	–	Without IR: (0.2 lux / 0.1 lux)
Fisheye, 1.6 mm, F/2.0	Field of View	–	360°	–
	Minimum Illumination (color / monochrome)	–	With IR: 0 lux Without IR: (0.38 lux / 0.19 lux)	Without IR: (0.38 lux / 0.19 lux)

KEY FEATURES

- Next-Generation Video Analytics
- Unusual Activity Detection
- Avigilon Appearance Search Technology
- Occupancy Counting
- Wide Dynamic Range Support
- Compliant with ONVIF Profile S, T and G
- FIPS-Compliant Cryptography Available¹
- H.264 & H.265 HDSM SmartCodec Technology, Motion JPEG
- Adaptive IR Technology²

AUDIO, POWER & STORAGE

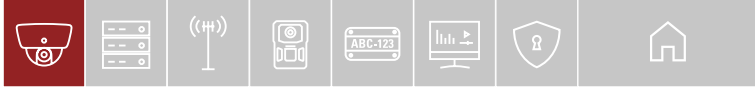
Audio Compression Method	Opus, G.711 PCM 8 kHz
Audio Input/Output	Line level input and output and built-in microphone (can be enabled)
External I/O Terminals	Alarm in, alarm out
External Power Source	With IR: VDC: 12 V ±10%, 26 W min Without IR: VDC: 12 V ±10%, 11 W min
PoE Power Source	With IR: PoE+: IEEE 802.3at Class 4 Without IR: PoE: IEEE 802.3af Class 3
Onboard Storage	2 × microSD/microSDHC/microSDXC slot – video speed class required. Class V10 or better recommended. Currently one of the two SD card slots is available for onboard storage.

¹ Additional license required — see page 25.

² Adaptive IR technology available on surface mount only.

LEARN MORE





H5A CORNER CAMERAS

Anti-ligature, no-grip and vandal-resistant, the H5A Corner camera can handle the harshest attempts to destroy, detach, attach to or disable it in high-risk environments.



SPECIFICATIONS

MODEL NAME	H5A CORNER, STAINLESS STEEL		H5A CORNER, COLD-ROLLED STEEL	
PART NUMBER	R C-H5A-CR1-IR-SS		R C-H5A-CR1-IR	
Resolution R	3 MP	5 MP	3 MP	5 MP
Image Sensor	1/2.8" progressive scan CMOS			
Max. Dynamic Range	WDR Off: 83 dB WDR On: 126 dB			
Max. Image Rate (50 Hz / 60 Hz)	WDR Off: 25 fps / 30 fps WDR On: 20 fps / 20 fps			
Max. IR Illumination Distance ¹ (high power 940 nm LED)	15 m (49 ft)			
Environmental	IP66 and IP67 Weather Rating, NEMA 4X Enclosure Rating, IK10+ Impact Rating		IP66 and IP67 Weather Rating, IK10+ Impact Rating	

LENS (REMOTE ZOOM AND FOCUS)

3 - 9 mm, F1.3, P-Iris	Horizontal Angle of View (16:9 and 4:3)	34° – 105°
	Vertical Angle of View (16:9 / 4:3)	19° – 57° / 26° – 77°
	Minimum Illumination (color / monochrome)	0.027 lux in color mode, 0.014 lux in monochrome mode, 0 lux with IR

KEY FEATURES

- Next-Generation Video Analytics
- Unusual Activity Detection
- Avigilon Appearance Search Technology
- Facial Recognition Technology
- Wide Dynamic Range Support
- Compliant with ONVIF Profile S, T and G
- FIPS-Compliant Cryptography Available²
- H.264 & H.265 HDSM SmartCodec Technology, Motion JPEG
- Extended Temperature Range
- Invisible IR LED Light
- No Face Mask Detection, Occupancy Counting, Social Distancing Technology

AUDIO, POWER & STORAGE

Audio Compression Method	Opus, G.711 PCM 8 kHz
Audio Input/Output	Line level I/O or built-in microphone
External I/O Terminals	Alarm In, Alarm Out
External Power Source	VDC: 12 V ± 10%, 12 W min; VAC: 24 V ± 10%, 13 VA min
PoE Power Source	IEEE802.3af Class 3 compliant
Onboard Storage	microSD/microSDHC/microSDXC slot – video speed class required. Class V10 or better recommended.

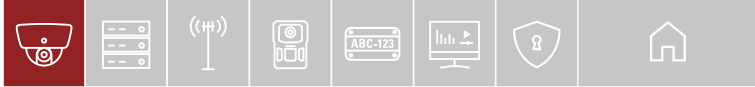
¹IR illumination power may be reduced at higher operating temperatures.

² Additional license required — see page 25.

Part number varies based on camera resolution **R**.

LEARN MORE





H5A DUAL HEAD CAMERAS














The new Avigilon H5A Dual Head Camera is a cost-effective and low profile dual-sensor camera that brings enhanced security to any site, by increasing coverage and minimizing blind posts for those hard to secure areas.



SPECIFICATIONS

MODEL NAME	SURFACE MOUNT DUAL HEAD CAMERA	
PART NUMBER	R C -H5DH-D01-IR	
Resolution R	6 MP (2x 3 MP)	10 MP (2x 5 MP)
Image Sensor	1/2.7" progressive scan CMOS	
Max. Dynamic Range	WDR Off: up to 82 dB, WDR On: up to 120 dB	
Max. Image Rate (50 Hz / 60 Hz)	Analytics ¹ : 24 fps / 25 fps High Frame Rate Mode: 30 fps / 25 fps	Analytics ¹ : 15 fps / 12.5 fps High Frame Rate Mode: 24 fps / 20 fps
Max. IR Illumination Distance ² (high power 850 nm LED)	Wide: 15 m (49 ft) , Tele: 30 m (98 ft)	
Environmental	UL/CSA/IEC 60950-22, IEC 62262 IK10+ Impact Rating	
Lens	3.35-7.0 mm, F/1.93 remote focus and zoom	

KEY FEATURES

-  Next-Generation Video Analytics
-  Unusual Activity Detection
-  Avigilon Appearance Search Technology
-  Facial Recognition Technology
-  Wide Dynamic Range Support
-  Compliant with ONVIF Profile S and T
-  FIPS-Compliant Cryptography Available³
-  H.264 & H.265 HDSM SmartCodec Technology, Motion JPEG
-  Extended Temperature Range
-  Invisible IR LED Light
-  LightCatcher Technology
-  Audio Recording Capabilities (Optional)
-  No Face Mask Detection, Occupancy Counting, Social Distancing Technology

AUDIO, POWER & STORAGE

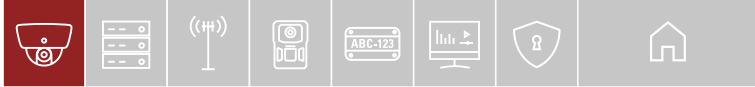
Audio Compression Method	Opus, G.711 PCM 8 kHz
Audio Input/Output	Line level I/O
External I/O Terminals	Alarm In, Alarm Out
External Power Source	13W max
PoE Power Source	IEEE802.3af Class 3 compliant
Onboard Storage	2 × microSD/microSDHC/microSDXC slot – video speed class required. Class V10 or better recommended. Currently one of the two SD card slots is available for onboard storage.

¹ Maximum image rate with analytics enabled on all sensors.
² IR illumination power may be reduced at certain operating temperatures.
³ Additional license required — see page 25.

Part number varies based on camera resolution **R**.

LEARN MORE





H5A-PTZ CAMERAS

Combines 360° views for wide area coverage and powerful 36x zoom for long range, evidentiary detail to help you monitor vast areas with ease.



SPECIFICATIONS

MODEL NAME	INDOOR IN-CEILING			INDOOR/OUTDOOR PENDANT		
PART NUMBER	R C-H5A-PTZ-DC36			R C-H5A-PTZ-DP36		
Resolution R	2 MP	4 MP	8 MP	2 MP	4 MP	8 MP
Image Sensor	1/2.8" progressive scan CMOS	1/2.5" Type "Exmor R" CMOS Sensor	1/2.8" progressive scan CMOS	1/2.5" Type "Exmor R" CMOS Sensor	1/2.8" progressive scan CMOS	1/2.5" Type "Exmor R" CMOS Sensor
Optical Zoom	Image Stabilization Off: 36x, Image Stabilization On: 30x					
Pan	360°, endless, 300°/second					
Tilt	-10° to 90°, e-Flip, 300°/second					
Max. Dynamic Range	True WDR: 120+ dB		Digital WDR: 100+ dB		True WDR: 120+ dB	
Max. Image Rate	60 fps		30 fps		60 fps	
Environmental	IK10 Impact Rating			IK10 Impact Rating, IP66 and IP67 Weather Rating, NEMA 4X Enclosure Rating		

LENS (REMOTE ZOOM AND FOCUS)					
4.3 mm to 129 mm, F/1.6 – F/4.7, autofocus	Horizontal Angle of View	63.7° – 1.9°	–	63.7° – 1.9°	–
	Vertical Angle of View	38.5° – 1.1°	–	38.5° – 1.1°	–
	Minimum Illumination (color / monochrome)	0.1 lux (F/1.6) / 0.03 lux (F/1.6)		0.1 lux (F/1.6) / 0.03 lux (F/1.6)	
4.4 mm to 88 mm, F/2.0 – F/3.8	Horizontal Angle of View	–	69.7° – 2.2°	–	69.7° – 2.2°
	Vertical Angle of View	–	42.8° – 1.3°	–	42.8° – 1.3°
	Minimum Illumination (color / monochrome)	–	0.3 lux (F/2.0) / 0.09 lux (F/2.0)		–

KEY FEATURES

- Next-Generation Video Analytics¹
- Unusual Activity Detection
- Avigilon Appearance Search Technology¹
- Facial Recognition Technology
- Wide Dynamic Range Support
- Compliant with ONVIF Profile S, T and G
- FIPS-Compliant Cryptography Available²
- H.264 & H.265 HDSM SmartCodec Technology, Motion JPEG
- No Face Mask Detection & Occupancy Counting

AUDIO, POWER & STORAGE

Audio Compression Method	Opus, G.711
Audio Input/Output	Line level input/output
External I/O Terminals	2 alarm in, 2 alarm out
External Power Source	24 VDC ±10%; 24 VAC rms ±10%, 50 or 60 Hz
PoE Power Source	60 W PoE: IEEE 802.3bt Class 6 PoE+, 60 W Cisco UPoE, Microsemi 60 W or higher midspans 30 W PoE: IEEE 802.3bt, 802.3at Class 4 PoE+
Onboard Storage	2 × microSD/microSDHC/microSDXC slot – video speed class required. Class V10 or better recommended.

¹ At home position only.

² Additional license required — see page 25.

Part number varies based on camera resolution **R**.

LEARN MORE

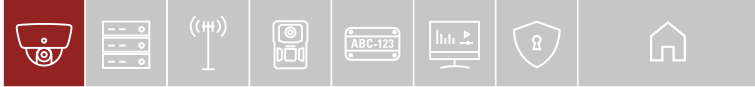


2 MP



4 MP / 8 MP





H5A RUGGED PTZ CAMERA

No matter how hard conditions get, this reliable and durable camera can withstand the most severe weather conditions, extreme impact and wind speeds up to 143 mph (230 kph).



SPECIFICATIONS

MODEL NAME	2 MP H5A RUGGED PTZ	4 MP H5A RUGGED PTZ	8 MP H5A RUGGED PTZ
PART NUMBER	2.0C-H5A-RGDPTZ-DP36	4.0C-H5A-RGDPTZ-DP36	8.0C-H5A-RGDPTZ-DP36
Resolution	2 MP	4 MP	8 MP
Image Sensor (progressive scan CMOS)	1/2.8" Progressive Scan CMOS		1/2.5" Type "Exmor R" CMOS Sensor
Max. Dynamic Range	120+ dB		100 dB
Max. Image Rate	Up to 60 fps		Up to 30 fps
Environmental	Type 4X/6P; MIL-STD-167-1A and 810G; IK10; IP66, 67 and 68; NEMA TS2		
LENS			
Lens	4.3 to 129 mm, F/1.6 - F/4.7, autofocus		4.4 to 88 mm, F/2.0 - F/3.8
Angle of View	Horizontal: 63.7° - 1.9° Vertical: 38.5° - 1.1°		Horizontal: 69.7° - 2.2° Vertical: 42.8° - 1.3°
Zoom	36x ¹		
Minimum Illumination	0.1 lux (F/1.6) in color mode; 0.03 lux (F/1.6) in monochrome mode		0.3 lux (F/2.0) in color mode; 0.09 lux (F/2.0) in monochrome
IR & WHITE LIGHT ILLUMINATION – OPTIONAL			
AVUEI8AA: IR Illuminator, 850 nm	Up to 100 m (328 ft)	Up to 30 m (98 ft)	
AVUEI8AAP: Long Distance IR Illuminator, 850 nm	Up to 200 m (656 ft)	Up to 75 m (246 ft)	
AVUEI9AA: IR Illuminator, 940 nm	Up to 75 m (246 ft)	Up to 20 m (66 ft)	
AVUEIWAA: White Light Illuminator	Up to 150 m (492 ft)	Up to 50 m (164 ft)	
AVUEIWAAP: Long Distance White Light Illuminator	Up to 200 m (656 ft)	Up to 100 m (328 ft)	

KEY FEATURES

- Next-Generation Video Analytics²
- Unusual Activity Detection²
- Avigilon Appearance Search Technology²
- Facial Recognition Technology²
- FIPS-Compliant Cryptography Available³
- Compliant with ONVIF Profile S, T and G
- Wide Dynamic Range Support
- H.264 & H.265 HDSM SmartCodec Technology, Motion JPEG

LEARN MORE



AUDIO, POWER & STORAGE

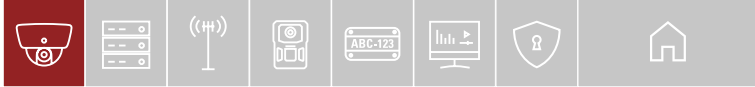
Audio Input/Output	None
External I/O Terminals	2 Alarm In, 2 Alarm Out
External Power Source	24 VDC ±10% or 24 VAC rms ±10%, 50 or 60 Hz
PoE Power Source ⁴	90 W PoE: Pihong POE90U-1BT6-A-RC (Avigilon part number POE-INJ-BT-90W-NA)
Onboard Storage	MicroSD/microSDHC/microSDXC slot – video speed class card required. Class V10 or better recommended.

¹ 36x zoom is achieved with Image Stabilization off. Image Stabilization set to on will provide 30x zoom

² Analytics and AI capabilities are based on the home position only.

³ Additional license required — see page 25.

⁴ High power PoE is only guaranteed with the Pihong POE90U-1BT6-A-RC (Avigilon part number POE-INJ-BT-90W-NA). Contact Avigilon [Sales](#) or [Technical Support](#) for more information.



H5SL CAMERAS

Features wide and long-range lens variants that are available in a variety of resolutions to provide you with a simple, flexible and cost-effective security solution.



SPECIFICATIONS

MODEL NAME	H5SL BULLET				H5SL DOME (OUTDOOR)				H5SL DOME (INDOOR)					
PART NUMBER	-				R C-H5SL-D01				R C-H5SL-D1					
WITH OPTIONAL IR ILLUMINATORS	R C-H5SL-B0 L-IR				R C-H5SL-D01-IR				R C-H5SL-D1-IR					
Resolution per Sensor (MP) ¹	1.3	2.0	3.0	5.0	1.3	2.0	3.0	5.0	1.3	2.0	3.0	5.0		
Image Sensor (progressive scan CMOS)	1/2.8"													
Max. Dynamic Range	120 dB													
Max. Image Rate	30 fps		25 fps		30 fps				30 fps				25 fps	
Max. IR Illumination Distance	70 m (230 ft) ¹				30 m (100 ft) ¹									
Environmental	IK10 impact rating, IP66 and IP67 weather rating								-					

LENS OPTIONS ¹ (REMOTE ZOOM AND FOCUS)														
¹	3-9 mm, F1.4	Max. Angle of View ³	-								35° - 90°		-	
		Minimum Illumination (color / monochrome)	-								0 lux ²		-	
¹	3.1-8.4 mm, F1.6	Max. Angle of View ³	34° - 91°		35° - 90°		35° - 90°				-		35° - 90°	
		Minimum Illumination (color / monochrome)	0 lux ²										-	
²	9.5-31 mm, F1.4	Max. Angle of View ³	-		10° - 32°		9.5° - 30°		-				-	
		Minimum Illumination (color / monochrome)	-		0 lux ²		-							

KEY FEATURES

- Unusual Motion Detection
- LightCatcher Technology
- Wide Dynamic Range Support
- Compliant with ONVIF Profile S and Profile T
- H.264 & H.265 HDSM SmartCodec Technology, Motion JPEG

AUDIO, POWER & STORAGE

Audio Compression Method	Opus, G.711 PCM 8 kHz
Audio Input/Output	Line level input/output
External I/O Terminals	Alarm in, alarm out
PoE Power Source	IEEE802.3af Class3 compliant
Onboard Storage	microSD/microSDHC/microSDXC slot – video speed class required. Class V10 or better recommended.

¹ Varies based on camera settings and lens option — refer to datasheet.

² With optional IR.

³ Based on aspect ratio — refer to datasheet.

Part number varies based on camera resolution ¹ and lens option number ².

LEARN MORE



H5M CAMERAS

Small and mighty, the H5M camera can handle tough environmental conditions while offering advanced AI technology for faster response times and simple installation.



SPECIFICATIONS

MODEL NAME		H5M	
PART NUMBER		R.0C-H5M-DO1-IR	
Resolution (MP) ^R		2 MP	5 MP
Image Sensor (progressive scan CMOS)		1/2.8"	
Max. Dynamic Range (dual exposure)		110 dB	
Max. Image Rate		30 fps	24 fps
Max. IR Illumination Distance (at 0 lux)		15 m (50 ft)	
Environmental		-30 °C to +55 °C (-22 °F to 131 °F)	

LENS			
2.8mm, F1.2, IR Corrected	Angle of View	(16:9) 112° (5:4) 72° (4:3) 82°	(5:4) 103° (4:3) 104°
	Minimum Illumination (color / monochrome)	0.04 lux / 0.02 lux	0.02 lux / 0.01 lux

KEY FEATURES



Unusual Motion Detection



Compliant with ONVIF Profile S and Profile T



LightCatcher Technology



H.264 & H.265 HDSM SmartCodec Technology, Motion JPEG



Wide Dynamic Range Support

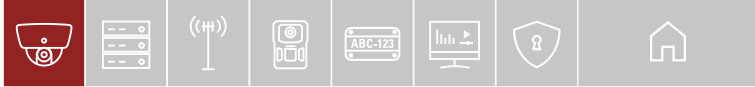
AUDIO, POWER & STORAGE

External I/O Terminals	None
PoE Power Source	IEEE802.3af Class 0 compliant
Onboard Storage	None

Part number varies based on camera resolution ^R.

LEARN MORE





H4 MINI DOME CAMERAS

Our smallest and most discreet camera, providing exceptional image quality for your indoor security needs at an entry-level price point.



SPECIFICATIONS

MODEL NAME	H4 MINI DOME		
PART NUMBER	R C-H4M-D1		
WITH OPTIONAL IR ILLUMINATORS	R C-H4M-D1-IR		
Resolution ^R	1.3 MP	2 MP	3 MP
Image Sensor (progressive scan CMOS)	1/2.8"		
Max. Dynamic Range	100 dB		
Max. Image Rate	30 fps		20 fps
Max. IR Illumination Distance (at 0 lux)	10 m (33 ft)		
Environmental	Indoor applications		

LENS			
2.8mm, F1.2, IR Corrected	Angle of View	(5:4) 74° (16:9) 110°	(5:4) 94° (16:9) 100° (4:3) 100°
	Minimum Illumination (color / monochrome)	0.01 lux / 0 lux ¹	0.02 lux / 0 lux ¹

KEY FEATURES

- Unusual Motion Detection
- LightCatcher Technology
- Wide Dynamic Range Support
- Compliant with ONVIF Profile S and Profile T
- H.264 & H.265 HDSM SmartCodec Technology, Motion JPEG

AUDIO, POWER & STORAGE

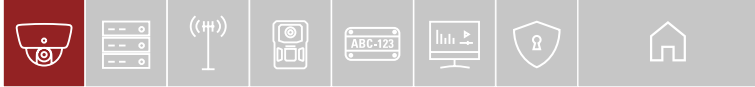
External I/O Terminals	None
PoE Power Source	IEEE802.3af Class 0 compliant
Onboard Storage	None

¹ With optional IR.

Part number varies based on camera resolution ^R.

LEARN MORE





H4 MULTISENSOR CAMERAS

Combines self-learning video analytics with exceptional coverage, featuring three or four individually-adjustable camera sensors that can be positioned to monitor virtually any area.



SPECIFICATIONS

MODEL NAME	3-SENSOR			4-SENSOR		
PART NUMBER ¹	R C-H4A-3MH-C			R C-H4A-4MH-C		
Resolution R (total / per sensor)	9 MP / 3 MP	15 MP / 5 MP	24 MP / 8 MP	12 MP / 3 MP	20 MP / 5 MP	32 MP / 8 MP
Image Sensor (progressive scan CMOS)	1/2.8"		1/2.5"	1/2.8"		1/2.5"
Max. Dynamic Range	100 dB					
Max. Image Rate ²	30 fps	20 fps	15 fps	20 fps	15 fps	10 fps
Max. IR Illumination Distance (at 0 lux)	30 m (98 ft)					
Environmental	IP66 weather rating, IK10 impact rating. Surface Mount and Pendant only.					

LENS OPTIONS (Remote Zoom and Focus)

2.8 mm, F1.2	Total Coverage C	270°	—	360°	—
	Minimum Illumination (color / monochrome)	0.025 lux / 0.005 lux ⁴		0.025 lux / 0.005 lux	
4 mm, F1.6	Total Coverage C	180°	—	—	—
	Minimum Illumination (color / monochrome)	0.05 lux / 0.010 lux ⁴		—	
4 mm, F1.8	Total Coverage C	—	270°	—	360°
	Minimum Illumination (color / monochrome)	—	0.2 lux / 0.04 lux ⁴		0.2 lux / 0.04 lux ⁴
5.2 mm, F1.8	Total Coverage C	—	180°	—	—
	Minimum Illumination (color / monochrome)	—	0.2 lux / 0.04 lux ⁴		—

KEY FEATURES



LightCatcher Technology



Compliant with ONVIF Profile S and Profile T



Wide Dynamic Range Support



H.264 & H.265 HDSM SmartCodec Technology, Motion JPEG



Self-Learning Video Analytics

LEARN MORE



AUDIO, POWER & STORAGE

Audio Compression Method	G.711 PCM 8 kHz
Audio Input/Output	Line level input/output
External I/O Terminals	Alarm in, alarm out
External Power Source	24 VDC ± 10%; 24 VAC rms ± 10%, 50 or 60Hz
PoE Power Source	25.5W PoE+, IEEE 802.3at Type 2 PoE Plus With IR: 51W PoE++ Without IR: 25.5W PoE+, IEEE 802.3at Type 2 PoE Plus
Onboard Storage	MicroSD/microSDHC/microSDXC slot (class 10/UHS-1 or better recommended)

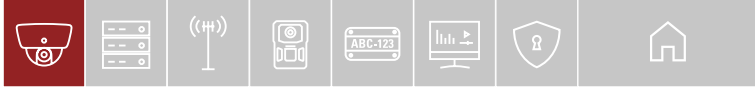
¹ This is the part number for the camera module only. Please see accessories page for mounting adapters.

² Using High Frame Rate Mode. Image rate is affected by analytics settings — refer to camera datasheet.

³ Compatible with matching Avigilon 60W Injector.

⁴ 0 lux with optional IR illuminator.

Part number varies based on camera resolution **R** and coverage **C**.



H4 IR PTZ CAMERAS

Offers powerful zoom and IR technology to provide broad coverage and allow you to see up to 250 m (820 ft) in complete darkness.



SPECIFICATIONS

MODEL NAME		H4 IR PTZ	
PART NUMBER		R .0C-H4IRPTZ-DP Z	
WITH OPTIONAL WIPER		R .0C-H4IRPTZ-DP Z -WP	
Resolution R		1 MP	2 MP
Image Sensor (progressive scan CMOS)		1/2.8"	
Optical Zoom Z		45 x	30 x
Pan		360°, endless, 300°/second	
Tilt		-20° to 90°, Auto-Flip, 300°/second max	
Max. Dynamic Range		120+ dB	
Max. IR Illumination Distance (at 0 lux)		250 m (820 ft)	
Environmental		IP66 weather rating, IK10 impact rating	
LENS (REMOTE ZOOM AND FOCUS)			
4.3–129 mm, F1.6–F4.7, Autofocus	Angle of View	1.5° – 63.7°	2.3° – 63.7°
	Minimum Illumination	0 lux	

KEY FEATURES

- Maximum Image Rate of 60 fps
- H.264 HDSM SmartCodec Technology, Motion JPEG
- Wide Dynamic Range Support
- Self-Learning Video Analytics
- LightCatcher Technology
- Compliant with ONVIF Profile S

LEARN MORE

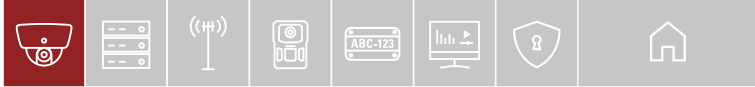


AUDIO, POWER & STORAGE

Audio Compression Method	G.711 PCM 8 kHz
Audio Input/Output	Line level input/output
External I/O Terminals	4 alarm in, 2 alarm out
External Power Source	VDC: 24 V, VAC: 24 V
PoE Power Source	60W PoE++ or 90W PoE++*
Onboard Storage	microSD/microSDHC/microSDXC slot

* Power consumption depends on temperature requirements. Compatible with matching Avigilon 60W or 95W Injector.

Part number varies based on camera resolution **R** and zoom capabilities **Z**.



H4 THERMAL CAMERAS

Combines patented self-learning video analytics with thermal technology to provide you with long-range perimeter protection, even under the most challenging conditions.



SPECIFICATIONS

MODEL NAME	H4 THERMAL OVGA			H4 THERMAL VGA		
PART NUMBER	320S-H4A-THC-B050	320S-H4A-THC-B024	320S-H4A-THC-B012	640S-H4A-THC-B050	640S-H4A-THC-B024	640S-H4A-THC-B012 ¹
Resolution	320x256 ²			640x512 ³		
Sensitivity	NETD <60mK					
Image Sensor	Uncooled VOx Microbolometer					
Dynamic Range	-40 °C to 225 °C (-40 °F to 437 °F) ⁴					
Operating Temperature Range	-40 °C to +65 °C (-40 °F to 149 °F)					
Environmental	IP66 weather rating, IK10 impact rating			IP66 and IP67 weather rating, IK10 impact rating ⁵		
ONVIF Compliance	Profile S and Profile T			Profile S		

LENS OPTIONS						
4.3 mm, F1.0, Athermalized	Angle of View	45.9°	–	–	–	–
	Classified Object Detection Range	Human: 68 m (224 ft) Vehicle: 80 m (263 ft) ⁶	–	–	–	–
9.1 mm, F1.0, Athermalized	Angle of View	–	21.6°	–	–	–
	Classified Object Detection Range	–	Human: 150 m (493 ft) Vehicle: 160 m (525 ft) ⁶	–	–	–
8.7 mm, F1.0, Athermalized	Angle of View	–	–	–	50.7°	–
	Classified Object Detection Range	–	–	–	Human: 120 m (394 ft) Vehicle: 142 m (466 ft) ⁶	–
18.0 mm, F1.0, Athermalized	Angle of View	–	–	10.8°	–	24.3°
	Classified Object Detection Range	–	–	Human: 220 m (722 ft) Vehicle: 225 m (739 ft) ⁶	–	Human: 210 m (689 ft) Vehicle: 225 m (739 ft) ⁶
36.0 mm, F1.0, Athermalized	Angle of View	–	–	–	–	12.2°
	Classified Object Detection Range	–	–	–	–	Human: 310 m (1017 ft) Vehicle: 319 m (1047 ft) ⁶

KEY FEATURES



Maximum Image Rate of 8.6 fps



H.264 HDSM SmartCodec Technology, Motion JPEG



Self-Learning Video Analytics

LEARN MORE



AUDIO, POWER & STORAGE

Audio Compression Method	G.711 PCM 8 kHz
Audio Input/Output	Line level input/output
External I/O Terminals	Alarm in, alarm out
External Power Source	VDC: 12 V, VAC: 24 V
PoE Power Source	IEEE802.3af Class 3 compliant
Onboard Storage	SD/SDHC/SDXC slot (minimum class 4, class 6 or better recommended)

¹ Image shows this model.

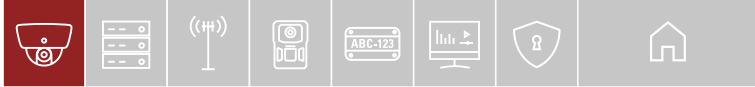
² Can be scaled up to 640x512.

³ Can be scaled down to 320x256.

⁴ May vary based on operating temperature.

⁵ Enclosure only.

⁶ Detection ranges may vary in different weather conditions.



H4 ELEVATED TEMPERATURE DETECTION (ETD) SOLUTION




Provides a low friction, contactless alternative to traditional screening methods and enables high-throughput pre-screening of people to detect indications of elevated body temperature.



SPECIFICATIONS

MODEL NAME	H4 ELEVATED TEMPERATURE DETECTION SOLUTION
PART NUMBER	H4A-ETD-KIT
Image Sensor	640x512
Accuracy	$\pm 0.5\text{ }^{\circ}\text{C}$ ($\pm 0.9\text{ }^{\circ}\text{F}$) for ambient temperature 18–25 $^{\circ}\text{C}$ (65–77 $^{\circ}\text{F}$)
Sensitivity	NETD <60mK
Pixel Pitch	12 μm
Spectral Range	8 μm to 14 μm
Operating Temperature	18 to 25 $^{\circ}\text{C}$ (65 to 77 $^{\circ}\text{F}$)
Aspect Ratio	5:4
Angle of View (H x V)	50.7° x 40.4°
Imaging Rate	8.6 fps
Lens	8.7 mm, F1.0, Athermalized
Environmental	IK10 Impact Rating ¹

KEY FEATURES

-  Face Detection
-  Auto Detection of Inner Canthus Region
-  Temperature Overlay on Detected Face
-  H.264 HDSM SmartCodec Technology
-  Elevated Temperature Alerts
-  Relay I/O Connections
-  Audio Capabilities

KIT INCLUDES

- Bullet camera
- Blackbody
- 2 Tripods
- 2 Tilt Adapters

¹ Enclosure only

LEARN MORE





H4ES CAMERA LINE

Combines HD imaging, self-learning video analytics, network video recorder functionality and embedded ACC™ software to create an all-in-one video security solution.



SPECIFICATIONS

MODEL NAME	OUTDOOR DOME – SURFACE			OUTDOOR DOME – PENDANT			INDOOR/OUTDOOR BULLET			BOX					
PART NUMBER	128 GB ONBOARD STORAGE			1.0C-H4A-12G-D01-IR			1.0C-H4A-12G-DP1-IR			R .0C-H4A-12G-B0 L-IR			1.0C-H4A-12G-B1		
	256 GB ONBOARD STORAGE			R .0C-H4A-25G-D01-IR			R .0C-H4A-25G-DP1-IR			R .0C-H4A-25G-B0 L-IR			R .0C-H4A-25G-B1		
Resolution (MP) R	1	2	3	1	2	3	1	2	3	1	2	3			
Image Sensor (progressive scan CMOS)	1/2.8"														
Max. Dynamic Range	120 dB														
Max. IR Illumination Distance (at 0 lux)	30 m (98 ft)						70 m (230 ft) ¹			–					
Environmental	IK10 impact rating, IP66 weather rating														
Power Source	External Power			VDC: 12 V, VAC: 24 V			VDC: 12 V, VAC: 24 V			VDC: 12 V, VAC: 24 V					
	PoE: IEEE802.3af Class 3 compliant														
Onboard Storage (Solid-State Drive)	128 GB	256 GB	256 GB	128 GB	256 GB	256 GB	128 GB	256 GB	256 GB	128 GB	256 GB	256 GB			

LENS OPTIONS **L** (REMOTE ZOOM AND FOCUS)

1	3–9 mm, F1.3, P-Iris	Max. Angle of View	30° – 91°	32° – 98°	30° – 91°	32° – 98°	30° – 91°	32° – 98°	–		
		Minimum Illumination (color / monochrome)	0.04 lux / 0.008 lux		0.04 lux / 0.008 lux		0.04 lux / 0 lux		–		
2	9–22 mm, F1.6, P-Iris	Max. Angle of View	–			14° – 29°	15° – 31°	–			
		Minimum Illumination (color / monochrome)	–			0.08 lux / 0 lux		–			
3	4.7–84.6 mm, F1.6, P-Iris	Max. Angle of View	–			–		3.3° – 55°	3.5° – 59°	–	
		Minimum Illumination (color / monochrome)	–			–		0.08 lux / 0.016 lux		–	

KEY FEATURES

- Maximum Image Rate of 30 fps²
- Self-Learning Video Analytics
- Wide Dynamic Range Support
- Unusual Motion Detection
- LightCatcher Technology
- Compliant with ONVIF Profile S and Profile T
- H.264 HDSM SmartCodec Technology, Motion JPEG

AUDIO, POWER & STORAGE

Audio Compression Method	G.711 PCM 8 kHz
Audio Input/Output	Line level input/output
External I/O Terminals	Alarm in, alarm out

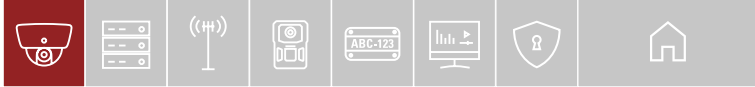
¹ With 9–22 mm lens. Max. IR illumination distance varies based on lens and temperature — please refer to camera datasheet.

² High frame rate mode

Part number varies based on camera resolution **R** and lens option number **L**.

LEARN MORE





H4 VIDEO INTERCOM

Integrates a fisheye camera with a high-performance intercom, featuring echo-canceling and noise reduction technologies, for clear two-way communication.



SPECIFICATIONS

MODEL NAME	H4 VIDEO INTERCOM	
PART NUMBER	3.0C-H4VI-R01-IR	
Resolution	3 MP	
Image Sensor (progressive scan CMOS)	1/2.8"	
Max. Dynamic Range	120 dB	
Max. IR Illumination Distance (at 0 lux)	5 m (15 ft)	
Environmental	IP66 weather rating, IK10 impact rating ¹	
LENS		
Fisheye, 1.83 mm, F2.4, IR Corrected	Angle of View	170°
	Minimum Illumination	0 lux

KEY FEATURES

- Maximum Image Rate of 30 fps
- Wide Dynamic Range Support
- Avigilon Appearance Search Technology
- H.264 HDSM SmartCodec Technology, Motion JPEG
- Self-Learning Video Analytics
- Compliant with ONVIF Profile S
- LightCatcher Technology

AUDIO, POWER & STORAGE

Audio Compression Method	Opus, G.711
Audio Input/Output	Built-in microphone with hardware disable / built-in speaker
External I/O Terminals	1 alarm in, 2 alarm out, 1 tamper out
External Power Source	VDC: 12V
PoE Power Source	IEEE802.3af Class 3 compliant
Onboard Storage	microSD/microSDHC/microSDXC slot

¹ IK08 Impact Rating on bubble.

LEARN MORE










FIPS CRYPTOGRAPHY SUPPORT

Enables Avigilon cameras to be deployed at sites requiring FIPS-compliant cryptography. Configure FIPS compliant (FIPS 140-2 Level 1 and 3) cryptography mode for supported Avigilon cameras to encrypt data-in-flight to Avigilon FIPS Series Network Video Recorders (NVR).

OPTIONAL FIPS LICENSE AVAILABILITY



FIPS LEVEL	FIPS LEVEL 1 ENCRYPTION	FIPS LEVEL 3 ENCRYPTION	
PART NUMBER	CAM-FIPS	CAM-FIPS-CRYPT-R-L3	
DESCRIPTION	Camera license to enable FIPS Level 1 cryptographic mode on H5A camera	CRYPT-R microSD cards enable hardware-based, tamper-proof protection of encryption keys and certificates for FIPS Level 3 cryptography on all Avigilon H5A Cameras equipped with micro SD card slots.	
	H5 Pro Cameras	✓	✓
	H5A Cameras ¹	✓	✓
	H5A Fisheye Cameras	✓	✓
	H5A Corner Cameras ¹	✓	✓
	H5A Dual Head Cameras	✓	✓
	H5A-PTZ Cameras	✓	✓
	H5A Rugged PTZ Cameras	✓	✓

¹ Single microSD card slot, which can be used for either one of ONVIF Profile G recording or FIPS Level-3 encryption at any one time. Alternatively, customers may choose the camera license option for FIPS Level-1 encryption if the card slot is employed for ONVIF Profile G.



ACCESSORIES

H5 PRO CAMERAS

TYPE	PART NUMBER
IP66-rated large housing w/ heater and wall arm	ES-HD-HWS-LG
Large housing w/ cooling fan and wall arm	ES-HD-CWS-LG
IP66-rated extra large housing w/ heater. Wall arm sold separately.	ES-HD-HS-XL

H5 PRO CAMERA LENS OPTIONS

DESCRIPTION	PART NUMBER
Sigma 28mm f/1.4	LEF2814SI
Sigma 30mm f/1.4	LEFS3014SI
Tamron 35mm f/1.4	LEF3514TA
Canon 40mm f/2.8	LEF4028CA
Sigma 50mm f/1.4	LEF5014SI
Tamron 90mm f/2.8	LEF9028TA
Canon 16-35mm f/2.8	LEF163528CA2
Sigma 18-35mm f/1.8	LEFS183518SI
Tamron 24-70mm f/2.8 VC	LEF247028TA2
Tamron 70-200mm f/2.8 VC	LEF7020028TA
Tamron 150-600mm f/5-6.3 VC	LEF1506005TA

H5A DOME CAMERAS

TYPE	PART NUMBER
Clear dome bubble	H4A-DD-CLER1
	H4A-DC-CLER1
	H4A-DO-CLER1
	H4A-DP-CLER1
	H4A-DD-CLER1-BL*
	H4A-DC-CLER1-BL*
Smoke dome bubble	H4A-DD-SMOK1
	H4A-DC-SMOK1
	H4A-DO-SMOK1
	H4A-DP-SMOK1
	H4A-DD-SMOK1-BL*
Metal ceiling panel	H4A-DC-CPNL1
Indoor dome camera sidewall knockout plug, pack of 5	H4A-DD-SDWL1
Pendant NPT mount	H4A-MT-NPTA1
Pendant wall arm mount	H4A-MT-WALL1
Corner mount adapter	H4-MT-CRNR1
Pole mount adapter	H4-MT-POLE1
PoE injector	POE-INJ2-STD
USB WiFi adapter	H4-AC-WIFI1-NA
	H4-AC-WIFI2-EU

H5A BULLET & H4 THERMAL CAMERAS

TYPE	PART NUMBER
Junction box	H4-BO-JBOX1
Corner mount adapter	H4-MT-CRNR1
Pole mount adapter	H4-MT-POLE1
PoE injector	POE-INJ2-STD
USB WiFi adapter	H4-AC-WIFI1-NA
	H4-AC-WIFI2-EU

H5A BOX CAMERAS

TYPE	PART NUMBER
Small Format Enclosure	ES-HD-HWS-SM
Standard Format Enclosure	ES-HD-HWS
Standard Format Enclosure for cameras with vented cooler	ES-HD-CWS
Optional PoE+ power module ¹	ES-HD-IPM
Large pole mount for pole diameter 210mm (8.2 in) to 225mm (8.85 in)	ES-HD-MNT-POLE-LG
Medium pole mount for pole diameter 80mm (3 in) to 150mm (5.9 in)	ES-HD-MNT-POLE-MD
Ceiling arm mount ²	ES-HD-MNT-ARM

¹ Compatible with ES-HD-HWS, ES-HD-CWS, ES-HD-HWS-LG, ES-HD-CWS-LG.

² Compatible with ES-HD-HWS-SM, ES-HD-HWS, ES-HD-CWS, ES-HD-HWS-LG and ES-HD-CWS-LG.

H5A FISHEYE CAMERAS

TYPE	PART NUMBER
NPT adapter for the H5A Fisheye surface mount camera	H5A-FE-MT-NPTA1
Pendant wall mount, compatible with H5A-FE-MT-NPTA1	CM-MT-WALL1
Aluminum corner mounting bracket, compatible with CM-MT-WALL1	H4-MT-CRNR1
Package of 3 dome replacement parts for H5A Fisheye surface mount camera	H5A-FE-DD-CLER1
Metal ceiling panel to reinforce the existing ceiling tile in suspended ceiling installations for H5A Fisheye in-ceiling mount camera	H5A-FE-DC-CPNL1

H5A CORNER CAMERAS

DESCRIPTION	PART NUMBER
USB Wi-Fi adapter	H4-AC-WIFI2-NA / H4-AC-WIFI2-EU
3.5 mm jack with 1.8 m fly wire	CM-AC-AVIO1



ACCESSORIES

H5A DUAL HEAD CAMERA

TYPE	PART NUMBER
Replacement Dome Cover	H5DH-DI-CLER1
Optional Junction Box Mounting Adapter	H5DH-DO-JBOX1
Optional Pendant NPT Mounting Adapter	H5DH-MT-NPTA1
Pendant Wall Mount Arm	CM-MT-WALL1
Corner Mounting Bracket	H4-MT-CRNR1
Pole Mounting Bracket	H4-MT-POLE1
PoE injector	POE-INJ2-STD
USB WiFi adapter	H4-AC-WIFI1-NA
	H4-AC-WIFI2-EU

H5A-PTZ CAMERA

TYPE	PART NUMBER
NPT Pendant Adapter	IRPTZ-MNT-NPTA1
Wall Arm Mount	IRPTZ-MNT-WALL1
Pole Mounting Bracket	H4-MT-POLE1
Corner Mounting Bracket	H4-MT-CRNR1
Metal Ceiling Panel for In-Ceiling Installation	PTZMH-DC-CPNL1
Clear Bubble Assembly - Replacement	PTZH5A-CLER1
Smoked Bubble Assembly - Replacement	PTZH5A-SMOK1
Gigabit 802.3bt 60W PoE Injector, single port.	POE-INJ-BT-60W-NA
30W PoE+ Injector. Injector operational temperature range is -20°C (-4°F) to 40°C (104°F). NA/EU/UK/AU options available.	POE-INJ2-PLUS-NA
H4 In-Ceiling PTZ audio retrofit kit	PTZ-ACCS-IC-RETRO
Cable gland nut kit, pack of 10	H5PTZ-ACCS-CABL1

H4 IR PTZ CAMERA

TYPE	PART NUMBER
Pendant wall mount	IRPTZMH-MT-WALL1
NPT adapter	IRPTZ-MNT-NPTA1
	H4-MT-CRNR1
	H4MT-POLE1

H5A RUGGED PTZ CAMERA

TYPE	PART NUMBER
Gigabit 802.3bt 90W PoE Injector, single port	POE-INJ-BT-90W-NA
IR illuminator, 850 nm	AVUEI8AA
Long distance IR illuminator, 850 nm	AVUEI8AAP
IR illuminator, 940nm	AVUEI9AA
White light illuminator	AVUEIWA
Long distance white light illuminator	AVUEIWAAP
Wall arm mount	AVUEBWAA
Parapet mounting bracket, internal cable channel	AVUEBP0AA
Parapet mounting bracket with quick connectors, RJ45 (Ethernet & PoE) and 4 poles with screw terminal (power & I/O)	AVUEBP4AA
Parapet mounting bracket with quick connectors, RJ45 (Ethernet & PoE) and 7 poles to weld (power & I/O)	AVUEBP7AA
Pole mount adapter, stainless steel AISI 316L, compatible with wall arm mount	AVUEAP
Corner mount adapter, stainless steel AISI 316L, compatible with wall arm mount	AVUEAC
Parapet plate mount adapter, stainless steel AISI 316L, compatible with parapet mounting brackets	AVUEAW
Washer pump, 5 L water tank, pump up to 5m (16.4 ft), 230VAC / 24VAC / 120VAC input	AVWASPT0V5L5M00
Washer pump, 23 L water tank, pump up to 11m (36 ft), 230VAC / 24VAC / 120VAC input	AVWASPT0V23L11M00
Washer pump, 23 L water tank, pump up to 30m (98 ft), 230VAC input	AVWASPT1V23L30M00
Washer pump, 23 L water tank, pump up to 30m (98 ft), 120VAC input	AVWASPT3V23L30M00
Communication box with power supply and switch, 220-230VAC, polycarbonate	AVCOMB100A
Communication box with power supply and switch, 24VAC, polycarbonate	AVCOMB200A
Communication box with power supply and switch, 120-127VAC, polycarbonate	AVCOMB300A
Surge protector for the Ethernet line	AVSURGEPR
Spare wiper blade	AVOUEWIPER
Camera maintenance kit (includes 1 x power connector, 1 x I/O connector, 1 x safety chain coupling plate, 2 x M16 cable glands, 1 x M20 cable gland, 1 x reduction gasket for M20 cable gland, 1 x reduction gasket for M16 cable gland, 1 x base gasket, 1 x Allen wrench, 1 x 2.5A fuse)connector, 1 x safety chain coupling plate, 2 x M16 cable glands, 1 x M20 cable gland, 1 x reduction gasket for M20 cable gland, 1 x reduction gasket for M16 cable gland, 1 x base gasket, 1 x Allen wrench, 1 x 2.5A fuse)	AVOUEMAN

H5M CAMERA

TYPE	PART NUMBER
In-ceiling mount	H5M-MT-DCIL1
Package of 4 camera shroud replacement parts	H5M-DO-BZL1



ACCESSORIES

H4 MINI DOME CAMERA

TYPE	PART NUMBER
Package of 5 black surface mount bezels	H4M-BZL-BL1
Grey in-ceiling mount adapter	H4M-MT-DCIL1
Black in-ceiling mount adapter	H4M-MT-DCIL1-BL
Grey pendant mount adapter	H4M-MT-NPTA1
Black pendant mount adapter	H4M-MT-NPTA1-BL
PoE injector	POE-INJ2-STD

¹ Compatible with ES-HD-HWS, ES-HD-CWS, ES-HD-HWS-LG and ES-HD-CWS-LG.

² Compatible with ES-HD-HWS-SM, ES-HD-HWS, ES-HD-CWS, ES-HD-HWS-LG and ES-HD-CWS-LG.

³ Compatible with ES-HD-HS-XL.

H4 MULTISENSOR CAMERA

TYPE	PART NUMBER
Pendant wall mount (Order one of each of)	H4AMH-AD-PEND1
	H4AMH-DO-COVR1 or H4AMH-DO-COVR1-SMOKE
	IRPTZ-MNT-WALL1
	Optional, H4AMH-AD-IRIL1
NPT mount (Order one of each of)	H4AMH-AD-PEND1
	H4AMH-DO-COVR1 or H4AMH-DO-COVR1-SMOKE
	IRPTZ-MNT-NPTA1
	Optional, H4AMH-AD-IRIL1
In-ceiling mount (Order one of each of)	H4AMH-AD-CEIL1
	H4AMH-DC-COVR1 or H4AMH-DC-COVR1-SMOKE
	Optional, H4AMH-DC-CPNL1 if ceiling panel needed
Surface mount (Order one of each of)	H4AMH-AD-DOME1
	H4AMH-DO-COVR1 or H4AMH-DO-COVR1-SMOKE
	Optional, H4AMH-AD-IRIL1
	Camera modules
	9C-H4A-3MH-180
	15C-H4A-3MH-270
	15C-H4A-3MH-180
	24C-H4A-3MH-270
	24C-H4A-3MH-180
	12C-H4A-4MH-360
	20C-H4A-4MH-360
	32C-H4A-4MH-360
Pole mount adapter	H4-MT-POLE1
Corner mount adapter	H4-MT-CRNR1
Optional injectors and switches	ES-PS-S4
	ES-PS-MNT-POLE1
	POE-INJ2-60W
	POE-INJ2-PLUS

H4SL & H5SL DOME CAMERAS


TYPE	PART NUMBER
In-ceiling mount	H4SL-MT-DCIL1
NPT adapter	H4SL-MT-NPTA1
Pendant wall arm	CM-MT-WALL1
USB WiFi adapter	H4-AC-WIFI1-NA
	H4-AC-WIFI2-EU
Corner amount adapter	H4-MT-CRNR1
Pole mount adapter	H4-MT-POLE1
Junction box	H4-BO-JBOX1
PoE injector	POE-INJ2-STD

H4 LPC CAMERA

TYPE	PART NUMBER
Pedestal and ceiling mount	ES-HD-MNT-PAR
Large pole mount	ES-HD-MNT-POLE-LG
Medium pole mount	ES-HD-MNT-POLE-MD
Small pole mount	ES-HD-MNT-POLE-SM
Wall reinforcing plate	ES-HD-MNT-PLATE
Corner mount adapter	ES-HD-MNT-CORNER

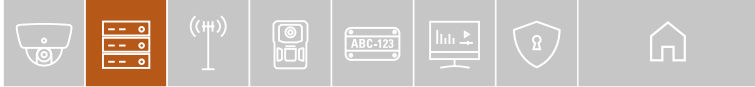
H4 VIDEO INTERCOM

TYPE	PART NUMBER
Surface mount adapter	H4VI-MT-SURF1
Safety relay	H4VI-AC-RELY1
PoE injector	POE-INJ2-STD



VIDEO INFRASTRUCTURE

Whether you need a couple of cameras to monitor a storefront or thousands of cameras to secure a large campus, using a complete Avigilon solution helps take the risk out of deployment and maintenance. Avigilon Network Video Recorders (NVRs) and appliances are pre-configured for enhanced system performance and to save you time during deployment.



NVRS & WORKSTATIONS

All models come with high-performance recording technology, a three-year Avigilon warranty with dedicated support and added features for your security needs.



SPECIFICATIONS

MODEL NAME	NVR WORKSTATION	NVR4X VALUE				NVR4X STANDARD				NVR4X PREMIUM						
PART NUMBER	NVR4-WKS- C TB	NVR4-VAL- C TB				HD-NVR4X-STD- C TB				HD-NVR4X-PRM- C TB						
Total Capacity ^C	4 8	6	12	16	24	16	24	32	48	64	96	128	157	192	217	
Storage (TB)	Configuration	1 x 3.5" HDD		Up to 4x3.5", hot-swappable				Up to 8x3.5", hot-swappable				Up to 12x3.5", hot-swappable			Up to 18x3.5", hot-swappable	
	Redundancy	-		RAID 5				RAID 6				RAID 6			RAID 60	
OS Volume	Configuration	1 x M.2 SSD Drives		Virtual Disk				2xM.2 SSD Drives								
	Redundancy	-		RAID 5				RAID 1								
Network Interface	2 x 1 GbE	2 x 1 GbE RJ-45 ports (1000Base-T), 2 x 10GbE SFP+ ports ¹				4 x 1 GbE RJ-45 ports (1000Base-T), 2 x 10GbE SFP+ ports ¹				6 x 1 GbE RJ-45 ports (1000Base-T), 2 x 10GbE SFP+ ports			4 x 1 GbE RJ-45 ports (1000Base-T), 2 x 10GbE SFP+ ports ¹			
Max. Recording Rate	1 GbE	120 Mbps		Up to 300 Mbps (max. 300 Mbps per connection)				Up to 700 Mbps (max. 250 Mbps per connection)				Up to 700 Mbps (max. 600 Mbps per connection)				
	10 GbE	-		-				-				Up to 1500 Mbps (max. 1250 Mbps per connection)				
Form Factor	Small Form Factor	1U rack mount chassis				2U rack mount chassis										
Redundant Power Supply	-	Single, optional power supply available				Dual redundant, hot-swappable										

CAMERA & ANALYTICS SUPPORT

MODEL	ANALYTICS KIT	AVIGILON ANALYTICS CAMERAS ²		NUMBER OF LPR LANES ³			
		APPEARANCE SEARCH ONLY	FACIAL RECOGNITION + APPEARANCE SEARCH	5 FPS (16KM/H OR <10MPH)	10 FPS (<48KM/H OR <30MPH)	20 FPS (<100KM/H OR <62MPH)	30 FPS (<150KM/H OR <93MPH)
NVR4X Value	HD-NVR-ANK2-1	50	15	2	1	1	-
NVR4X Standard	Built-In	200	50	3	2	1	-
NVR4X Premium	Built-In	200	50	4	3	2	1

LEARN MORE



¹ Optional, transceivers not included.

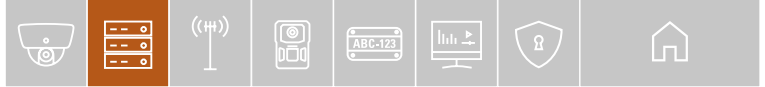
² These performance figures are based on validation testing by Avigilon, using Avigilon Control Center™ software version 7.6.4. Assumes appliance-wide average per camera rates of classified objects leaving the field of view:

- H5A cameras: one every second
- H4A cameras: one every two seconds
- Non-analytics cameras running Classified Object Detection: one every second

Additional licenses may be required. For more information, contact Avigilon Sales.

³ Assumes a 3 MP camera with 1 MP license plate scan area and Frames Per Second (FPS) to recognize license plates up to vehicle speeds in Kilometers Per Hour (KM/H) or Miles Per Hour (MPH). Results may vary according to camera mounting parameters. LPR does not require an Analytics Kit.

Part number varies based on total storage capacity ^C.



NVR4X PREMIUM FIPS SERIES

Pre-hardened FIPS-compliant Network Video Recorders provide secure, reliable and scalable platforms for high performance end-to-end security solutions to meet FIPS 140-2 Level 2 Security Requirements and protect data-at-rest.

SPECIFICATIONS



MODEL NAME		NVR4X PREMIUM FIPS SERIES				
PART NUMBER		NVR4X-PRM-FIPS- C TB-NA				
	Total Capacity		64	96	128	157
Storage (TB)	Configuration	Up to 12 x 3.5", hot-swappable drives				
	Redundancy	RAID 6				
OS Volume	Configuration	2 x M.2 SSD				
	Redundancy	RAID 1				
	OS	STIG-Compliant Microsoft Windows Server 2016				
Network Interface		2 x 10 GbE SFP+ ports (transceivers not included) 6 x 1 GbE RJ-45 ports (1000Base-T)				
Network Video Streaming Performance ¹	Network Connection (Recording Rate)	10 GbE – multiple connections ² (up to 1000 Mbps) 1 GbE – multiple connections (up to 600 Mbps)				
	Playback Rate	Up to 450 Mbps (while simultaneously recording video)				
Recording Storage Capacity		Up to 180 TB raw, 157 TB effective (RAID 6)				
Memory		2 x 16 GB DDR4				
Processor		Intel® Xeon®				
Avigilon Control Center™ Edition		Core, Standard and Enterprise compatible				
Form Factor		2U rack mount				
Local Viewing		No				

CAMERA & ANALYTICS SUPPORT

MODEL	AVIGILON ANALYTICS CAMERAS ²	
	APPEARANCE SEARCH ONLY ³ OR	FACIAL RECOGNITION + APPEARANCE SEARCH ⁴
NVR4X Premium FIPS Series	Up to 200 cameras	Up to 50 cameras

LEARN MORE



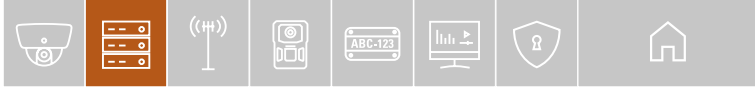
¹ These performance figures are based on validation testing by Avigilon, using Avigilon Control Center software. For more information, [contact Avigilon Sales](#).

² The 10 GbE network connection requires the HD-NVR4X-SFPPLUS-SR transceiver accessory.

³ Requires ACC Enterprise license and Avigilon H3A, H4A, or H5A analytic enabled cameras. The Avigilon Appearance Search camera support limit does not affect any NVR throughputs for simultaneous recording, playback and live streaming.

⁴ Cameras enabled for facial recognition must also be enabled for Appearance Search and will reduce the number of cameras available for Appearance Search. For more information, see the [ACC 7 Hardware Sizing Guidelines for Avigilon Appearance Search Technology and Facial Recognition](#).

Part number varies based on total storage capacity .



AI NVR

The Artificial Intelligence (AI) Network Video Recorder (NVR) is a purpose-built security-hardened NVR, with built-in server-side analytics that unlocks Avigilon's advanced AI capabilities on any connected video stream. All models come with high-performance recording technology and a 5-year Next Business Day (NBD) with onsite parts delivery warranty.

SPECIFICATIONS



MODEL NAME		AI NVR VALUE			AI NVR STANDARD		
PART NUMBER		AINVR-VAL- C TB			AINVR-STD- C TB		
Storage (TB)	Total Capacity C	6	12	24	32	48	
	Configuration	2 x M.2 SSD, RAID1					
OS Volume	Redundancy	RAID 5 - 4 x 3.5", hot-swappable			RAID 6 - Up to 8 x 3.5", hot swappable		
	Network Interface	2x1 GbE RJ-45 ports (1000Base-T)			4x1 GbE RJ-45 ports (1000Base-T)		
Network Video Streaming Performance	Recording Rate (1GbE)	Up to 900 Mbps					
	Playback Rate	Up to 800 Mbps					
Form Factor		1U rack mount			2U rack mount		
Redundant Power Supply					Optional		

CAMERA & ANALYTICS SUPPORT

MODEL	ANALYTICS KIT	AVIGILON ANALYTICS CAMERAS ¹		NON-ANALYTIC CAMERAS ¹		
		APPEARANCE SEARCH ONLY ² OR	FACIAL RECOGNITION + APPEARANCE SEARCH ²	OR CLASSIFIED OBJECT DETECTION ONLY ³	OR CLASSIFIED OBJECT DETECTION + APPEARANCE SEARCH ²	OR CLASSIFIED OBJECT DETECTION + APPEARANCE SEARCH ² + FACIAL RECOGNITION
AI NVR Standard + Performance Kit	AINVR-STD-PRK	200	100	25	25	23
AI NVR Standard	Built-In	200	100	12	12	11
AI NVR Value	Built-In	200	50	6	6	5

KEY FEATURES



Object Detection



Facial Recognition Technology



Avigilon Appearance Search Technology



No Face Mask Detection & Occupancy Counting

LEARN MORE



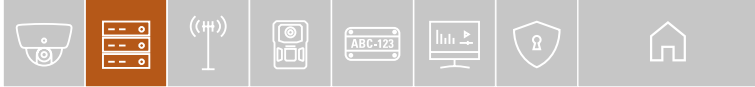
¹These performance figures are based on validation testing by Avigilon, using Avigilon Control Center™ software version 7.6.4. Assumes appliance-wide average per camera rates of classified objects leaving the field of view:

- H5A cameras: one every second
 - H4A cameras: one every two seconds
 - Non-analytics cameras running Classified Object Detection: one every second
- Additional licenses may be required. For more information, contact Avigilon Sales.

²Requires H5A, H4A, or Classified Object Detection running on non-analytic cameras.

³For cameras at 2 MP and 30 images per second (ips).

Part number varies based on total storage capacity **C**.



HD VIDEO APPLIANCES

All-in-one solutions designed to reduce the cost and complexity of video security by simplifying deployment and maintenance.

SPECIFICATIONS



MODEL NAME		HD VIDEO APPLIANCE			HD VIDEO APPLIANCE PRO					
PART NUMBER		VMA-AS3-8P C			VMA-AS3-16P C		VMA-AS3-24P C			
Storage (TB)	Total Capacity ^C	2	4	8	6	9	12	12	18	24
	Configuration	1 x 3.5" HDD			4 x 3.5" HDD					
	Redundancy	None			RAID 5					
OS Drive					1 x SSD					
Max. Recording Rate		Up to 100 Mbps			Up to 300 Mbps					
Local Monitor Output Support					2 HDMI Ports					
Embedded Network Switch		8 ports			16 ports		24 ports			
Avigilon Appearance Search & Face Recognition Technology		Requirements			ACC Enterprise license and Optional Analytics Kit					
		Number of Avigilon Analytics-Enabled Cameras			50 Avigilon Appearance Search or 35 Avigilon Appearance Search + 15 Face Recognition ¹					

LEARN MORE



¹ Cameras with face recognition support also include Avigilon Appearance Search functionality.

Part number varies based on total storage capacity ^C.

ES APPLIANCE

Designed to keep video analytics and storage at the edge of the network to help lower bandwidth requirements for monitoring remote sites and decrease your system's total cost of ownership.



SPECIFICATIONS

MODEL NAME		ES 8-PORT APPLIANCE	
PART NUMBER		VMA-ENVR1-8P C A	
Storage Capacity (TB) ^C		4	8
Max. Recording Rate		130 Mbps	
Appliance Analytics Support		Yes ¹	
Form Factor		Small form factor, optional rack mount	
Embedded Network PoE Switch		8 ports	

LEARN MORE



¹ Requires ACC7-VAC optional licenses.

Part number varies based on total storage capacity ^C.

ACC ES RUGGED APPLIANCE

A rugged and reliable solution for harsh environmental conditions, purpose-built to meet the challenges that are commonly faced in city security, critical infrastructure and temporary security applications.



SPECIFICATIONS

MODEL NAME	ACC ES RUGGED 8-PORT APPLIANCE	
PART NUMBER	VMA-RPA-RGD-8P2	VMA-RPA-RGD-8P4
Storage Capacity (TB)	2	4
Max. Recording Rate	130 Mbps	
Analytics Support	Yes ¹	
Form Factor	Ruggedized case with DIN rail mount option included	
Embedded Network PoE Switch	8 ports	
Warranty	5 year warranty	

¹ Analytics features are included by default with the addition of ACC camera licenses.

KEY FEATURES

- Video Analytics
- Embedded Video Management Software
- Low Voltage Operation
- Solid-State Drive
- Remote Notifications
- Shock & Vibration Tolerant
- Isolated Digital I/O
- High Temperature Range

LEARN MORE





AVIGILON VIDEO ARCHIVE

Cost-effective storage option that provides a path for expanding video archives incrementally over time, delivering exceptional reliability with near-zero downtime.



SPECIFICATIONS

MODEL NAME	AVIGILON VIDEO ARCHIVE					
PART NUMBER	AVA-HED1- C TB ¹			AVA-EXP1- C TB ¹		
Storage Capacity (TB) ^C	225	488	751	263	526	789
Form Factor	5U					
Max. Number of NVRs Connected	4 per Head Unit when attached directly; 12 per Head Unit when using 2 network switches ²					
Redundancy	Erasure coding					
Connectivity	iSCSI					

LEARN MORE



¹ Head units house the controllers that connect either directly with up to 4 NVRs or indirectly with up to 12 NVRs using 2 network switches. Expansion units need to be installed in the same rack and connected to Head Units to expand the capacity up to 1.5PB.

² 12 NVRs must be connected through 2x 10GbE SFP+ network switches to ensure redundancy. The switches are not sold by Avigilon and should be sourced by the customer. Each switch must support at least 12x Downlink ports (1 per NVR) and 4x Uplink ports.

Part number varies based on total storage capacity ^C.

REMOTE MONITORING WORKSTATIONS

An easy way to add high-resolution monitoring stations to existing systems. Select either a two- or four-monitor workstation, pre-loaded with ACC software.

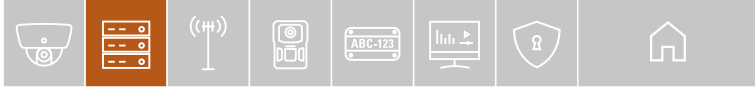


SPECIFICATIONS

MODEL NAME	2-MONITOR	4-MONITOR
PART NUMBER	RM5-WKS-2MN	RM5-WKS-4MN
Max. Resolution	8 MP (4K)	
Number of Supported Streams	72	144
Form Factor	Small Form Factor	
Number of Supported Displays	2 x mDP/DP/HDMI	4 x mDP/DP/HDMI
Storage for Exports	500 GB	

LEARN MORE





AVIGILON AI APPLIANCE

Enhance the security of your site by incorporating Avigilon Next-Generation Video Analytics on third-party and Avigilon's non-analytic cameras.



SPECIFICATIONS

MODEL NAME	AI APPLIANCE 2	
PART NUMBER	VMA-AIA2-CG1	VMA-AIA2-CG2
Max. Number of Channels	25	50
Number of Channels Included	10	30
Form Factor	2U rack mount	
Local Monitor Output Support	No	
Embedded Network Switch	No	

CAMERA & ANALYTICS SUPPORT

MODEL	NON-ANALYTIC CAMERAS ¹		
	CLASSIFIED OBJECT DETECTION ONLY ³	OR CLASSIFIED OBJECT DETECTION + APPEARANCE SEARCH ²	OR CLASSIFIED OBJECT DETECTION + APPEARANCE SEARCH ² + FACIAL RECOGNITION
AI Appliance 2 CG2	50	50	43
AI Appliance 2 CG1	25	25	22

LEARN MORE

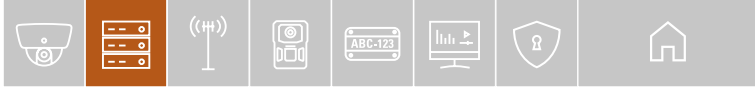


¹These performance figures are based on validation testing by Avigilon, using Avigilon Control Center™ software version 7.6.4. Assumes appliance-wide average per camera rates of classified objects leaving the field of view:

- H5A cameras: one every second
- H4A cameras: one every two seconds
- Non-analytics cameras running Classified Object Detection: one every second

Additional licenses may be required. For more information, contact Avigilon Sales.

³For cameras at 2 MP and 30 images per second (ips).



IP HORN SPEAKER

The IP Horn speaker provides bidirectional audio and integrates with Avigilon Control Center (ACC) video management software, equipping operators with superior situational awareness to address trespassing or deter intruders.



SPECIFICATIONS

MODEL NAME	ACC ES RUGGED 8-PORT APPLIANCE
PART NUMBER	ACC-SPEAKER
Power Source	PoE/PoE+
Power Consumption	13 W (Using PoE), 22 W (Using PoE+)
Microphone	Electret condenser microphone
Amplifier Rated Output	8 W (Using PoE), 15 W (Using PoE+)
Sensitivity	121 dB (15 W, 1 ml (500 Hz - 2.5 kHz, peak level) 109 dB (8 W, 1 ml (500 Hz - 2.5 kHz, peak level) 110 dB (15 W, 1 ml (100 Hz - 10 kHz, pink noise) 107 dB (8 W, 1 ml (100 Hz - 10 kHz, pink noise)
Frequency Response	315 Hz - 12.5 kHz
Sampling Frequency	8 - 48 kHz
Audio Compression Method	G.711u/a, G.722, L16 (8 - 48kHz)
Environmental	IP66
Warranty	5-year warranty

KEY FEATURES

-  ACC Integration
-  Built-In Microphone
-  Water & Dust Protection
-  Wide Temperature Range

LEARN MORE





ENTERPRISE-GRADE PRIVATE BROADBAND







Nitro by Motorola Solutions is the first fully-managed Citizens Broadband Radio Service (CBRS) platform that combines private broadband data with business-critical voice, delivering enterprise-grade private LTE that is easy-to-deploy and outperforms Wi-Fi. Nitro's integration with Avigilon video security cameras provides large, remote or dense sites with greater video coverage, reliable performance, and robust data security and privacy.*

*Nitro is only available in the USA.

NITRO

Designed to be deployed like a Wi-Fi network, Citizens Broadband Radio Service Devices (CBSDs) are mounted in desired locations and connected to other network gear typically racked in a central location. Avigilon camera connectivity into a Nitro network requires a fixed, third-party OnGo device containing a Nitro SIM card to gain network access and bridge the camera's ethernet communication capability with the network's CBRS wireless protocol.


SYSTEM COMPONENTS

DEVICE IMAGE	DEVICE NAME	DEVICE TYPE	PART NUMBER	DESCRIPTION
	SLX 2000	CBSD (Access Point)	AAE20048ENA1AN	Indoor CBSD 3550-3700M 250mW Includes: CBSD with 64 active stream support, wall/ceiling mount hardware, integrated 8dBi antenna, copper ethernet or fiber backhaul, POE++ or 12V DC input, integrated GPS receiver, PTP license.
	SLX 4000	CBSD (Access Point)	AAE40048ENB2AN	Outdoor CBSD 3550-3700M 316mW. Includes: CBSD with 64 active stream support, pole/wall mount hardware (including adapter bands), copper ethernet backhaul, DC -40 to -57V, 10m DC power cable, GPS antenna for direct mount.
	SLN 1000	Two-Way Radio	HK2120A	Purpose-built CBRS radio, delivering highly reliable broadband push-to-talk. Featuring a built-in Wi-Fi hotspot, the SLN 1000 helps you get the most out of legacy radio equipment, while taking advantage of CBRS mobility and security.
	JUNIPER SRX 345 FIREWALL	Firewall/Router (two (2) required)	T8577A	All Nitro networks require a minimum of one (1) SRX 345 for connectivity to the Nitro Cloud Core. Connection will be through the customer-provided Internet connection. Redundant links and/or redundant configurations are supported, additional switching not included.
	HPE ProLiant DL20 Gen10 Server	OnPrem Edge Gateway	SQM01SUM0319A	Includes: Nitro On-Prem Edge Gateway hardware (HP DL 20 appliance), NA AC power cord, and software. If redundancy or expansion is required, order a quantity of two.
	uFalconSTG PTP Bundle	PTP Timing Source	DSBNDLMSI2	Includes: uFalconSTG PTP, AC/DC Power Adapter, and a rack mounting shelf. All Nitro CBSDs require a timing source, either PTP or GPS. The uFalconSTG PTP provides PTP timing for up to 32 CBSDs, AC/DC power adapter and the rack mounting shelf items detailed below.
N/A	Expansion uFalconSTG PTP with AC/DC adapter	PTP Bundle	DSBNDLMSI21	Includes: PTP server with the AC/DC power adapter and is appropriate when a second co-located PTP server is required (i.e. expansion or redundancy).
N/A	EDGE TIMING MASTER	PTP Accessories	DSMFALCONST8SEGHOC	This is an expansion uFalconSTG PTP server that can be purchased to have redundancy in a network, if a network is being expanded beyond 32 CBSDs or if a spare PTP server is desired. The DSBNDLMSI2 bundle already includes a uFalconSTG PTP server.

LEARN MORE



*Nitro parts are sold by Motorola Solutions. To resell Nitro, an Avigilon Partner must apply to become a Motorola Solutions Partner: partnerapply.motorolasolutions.com



BODY-WORN CAMERAS

Commercial organizations need a mobile video security solution that protects people and proves professionalism. Next-generation body-worn cameras from Motorola Solutions capture high-quality audio and video from the wearer's perspective. Seamless integration with existing video management infrastructure via WiFi enhances situational awareness in the control room, delivering a powerful new narrative and enabling a smarter response.



VT100 CAMERAS

Designed to complement your current security function, providing additional body-worn protection to staff throughout any organization. Available for global use in commercial applications.



SPECIFICATIONS

MODEL NAME		VT100
PART NUMBER		VT-100-N
Features	Dimensions (H x W x D)	3.1 x 2.0 x 0.9 in (80 x 51 x 22 mm)
	Weight	2.54 oz (72 g)
	Charging	Up to five hours from fully flat battery
	Bluetooth	No
Video	Recording Storage	16 GB
	Recording Time	Up to three hours
	Battery On Standby	Six months
	Battery Type	Lithium-Ion
	Horizontal Field of View	130 degrees
	Peer-Assisted Recording	No
WiFi	WiFi Specification	802.11 b/g/n (2.4 GHz & 5 GHz)
	WiFi Security	WPA2-PSK
	WiFi Streaming	640x360 15 fps. Compatible with ONStream.

KEY FEATURES

- RFID Assignment
- WiFi Enabled
- Integrates with VideoManager Software
- Up to Six Months Stand-By Battery

LEARN MORE



SECURITY & CERTIFICATION

Storage Media	Internal solid state
Access	Sealed unit, no user access to storage media or battery
EMC Certification	Yes
FCC Certification	Yes
CE Certification	Yes
Environmental Certification	IP54 weather rating



VB400 CAMERAS

Ruggedized camera with advanced recording and communications features enabling security professionals in commercial organizations to perform their best when it matters most.



SPECIFICATIONS

MODEL NAME		VB400
PART NUMBER		VB-400-64- F -N
Features	Dimensions (H x W x D)	2.7 x 3.5 x 1.04 in (68 x 89 x 26.6 mm)
	Weight	5.7 oz (162 g), plus mounting
	Charging	Up to eight hours from fully flat battery
	Bluetooth	BT 2.1 + EDR, BLE 4.2
Video	Recording Storage	64 GB
	Recording Time	Up to 12 hours
	Battery On Standby	48 hours
	Battery Type	Lithium-Polymer
	Horizontal Field of View	120 degrees
	Peer-Assisted Recording	Within 32.8 ft (10 m) of another device
WiFi	WiFi Specification	802.11 a/b/g/n (2.4 GHz & 5 GHz)
	WiFi Security	WPA2-PSK
	WiFi Streaming	640 x 360, 25 or 30 fps

FIXING AND MOUNT OPTIONS **F**

QR	Quick Release Fixing	Suitable for attaching to the quick release fixing options
KF	Klick Fast Harness	Suitable for directly attaching to the Klick fast fixing options
VF	Close-Fit Mount	Suitable for attaching to the close fit mount options
ALIG	Alligator Clip	Comes with a factory fitted alligator clip

KEY FEATURES

- RFID Assignment
- Configure up to 2 Minutes of Pre-Recording
- Internal GPS Receiver
- Holster Sensor
- Bluetooth
- Records for Up to 12 Hours

LEARN MORE



SECURITY & CERTIFICATION

Storage Media	Internal solid state
Access	Sealed unit, no user access to storage media or battery
EMC Certification	Yes
FCC Certification	Yes
CE Certification	Yes
Environmental Certification	IP67 weather rating

Part number varies based on fixing or mount options **F**.

BODY-WORN CAMERA ACCESSORIES

There are a variety of accessories to ensure your body-worn camera can be fixed securely to any uniform or clothing.



COMPATIBILITY

MODEL NAME	VB-400 WITH QUICK RELEASE BACK	VB-400 WITH KLICK FAST BACK	VB-400 WITH CLOSE FIT BACK	VB-400 WITH ALLIGATOR CLIP	VT100
PART NUMBER	VB-440-64-QR-N	VB-440-64-KF-N	VB-440-64-VF-N	VB-440-64-ALIG-N	VT-100-N
Custom VB400 Front-button Sticker (Design) (VB-400-ID-CUS-ART)			Compatible		
Custom VB400 Front-button Sticker (Print) (VB-400-ID-CUS-100 or 250/1000/5000)			Compatible		
Klick Fast Quick Release Stud (VB-400-QR-KFSTUD)	Compatible				
Klick Fast Quick Release Tilt Mount (VB-400-QR-KFTILT)	Compatible				
Klick Fast Quick Release Wide Tilt Mount (VB-400-QR-KFTILT2)	Compatible				
Quick Release Sports Camera Pillar (VB-400-QR-SPORT)	Compatible				
Klick Fast 3-Point Chest Harness (KF-HARN3) ¹	Compatible				
Klick Fast 4-Point Chest Harness (KF-HARN4) ¹	Compatible				
Klick Fast Shoulder Harness (KF-HARN5) ¹	Compatible				
Klick Fast Uniform Screw-on Dock (KF-SCREW) ²	Compatible				
Klick Fast Radio Loop Dock (KF-LOOP) ²	Compatible				
Klick Fast Dock Clamp (KF-DOCKCLAMP) ²	Compatible				
Klick Fast Dock Epaulette (KF-DOCKEP) ²	Compatible				
Klick Fast Magnetic Mounting Set (w/o magnet) (KF-MAGMOUNT) ²	Compatible				
Klick Fast Dock for MOLLE Vests (KF-MOLLEVEST) ²	Compatible				
Close-Fit Magnetic Mount (VB-400-VF-MAG)			Compatible		
Close-Fit Double MOLLE Mount (VB-400-VF-MOL2)			Compatible		
Custom VT100 Front-panel ID Card (Design) (VT-100-ID-CUS-ART)					Compatible
Custom VT100 Front-panel ID Card (Print) (VT-100-ID-CUS-250 or 1000 /5000)					Compatible
VT100 Rotatable Long Alligator Clip (VT-100-FIX-ALIG)					Compatible
VT100 Epaulette (Shoulder) Clip (VT-100-FIX-EP)					Compatible
VT100 Sports Camera Pillar (VT-100-FIX-SPORT)					Compatible
VT100 Klick Fast Stud (VT-100-FIX-KF-ALT)					Compatible
Lanyard with 5 Breakpoints and 2 Loops (AC-LANYARD-05)					Compatible

¹ Klick Fast Harnesses are compatible with the VB-440-64-QR-N when used in conjunction with Klick Fast Quick Release Fixings. Also available for the VB-440-64-KF-N camera.

² Available for the VB-440-64-QR-N when used in conjunction with Klick Fast Quick Release Fixings.



BODY-WORN CAMERA DOCKS

For downloading of video and rapid charging of body-worn cameras.



SPECIFICATIONS

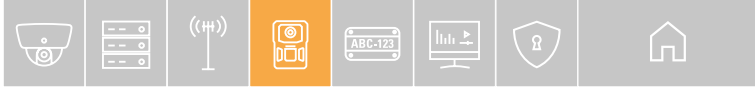
MODEL NAME	VT100 1-PORT DOCK	VT100 14-PORT DOCK	VB400 1-PORT DOCK	VB400 14-PORT DOCK
PART NUMBER	VT-100-SOLO	VT-100-DOCK14 ¹	VB-400-DOCK-SOLO	VB-400-DOCK14 ²
Dimensions (H x W x D)	2.95 x 3.54 x 1.57 in (75 x 90 x 40 mm)	1.5 x 7.87 x 17.17 in (38 x 200 x 436 mm)	2.95 x 3.54 x 1.57 in (75 x 90 x 40 mm)	1.5 x 7.87 x 17.17 in (38 x 200 x 436 mm)
Weight	8.6 oz (244 g)	4.85 lb (2.2 kg)	8.6 oz (244 g)	4.85 lb (2.2 kg)
Scalability	Up to four 1-Port Docks can be connected to a DockController	Multiple docking stations can be connected to a single PC or DockController	Up to four 1-Port Docks can be connected to a DockController	Multiple docking stations can be connected to a single PC or DockController
Charging	This dock can charge a VT100 in up to five hours from a fully flat battery	This dock can charge a VT100 in up to five hours from a fully flat battery	This dock can charge a VB400 in up to eight hours from a fully flat battery	This dock can charge a VB400 in up to eight hours from a fully flat battery
Connection	Single USB to PC	Single USB to PC or DockController, and a mains adaptor for power	Single USB to PC	Single USB to PC or DockController, and a mains adaptor for power
Power Requirement	5V USB	12V/5A PSU, input 100-240V (PSU supplied)	5V USB	12V/5A PSU, input 100-240V (PSU supplied)

LEARN MORE



¹ Part number varies based on power outlets: VT-100-DOCK14/US, VT-100-DOCK14/UK, VT-100-DOCK14/EU, VT-100-DOCK14/ROW.

² Part number varies based on power outlets: VB-400-DOCK14/US, VB-400-DOCK14/UK, VB-400-DOCK14/EU, VB-400-DOCK14/ROW.



RFID READER & ACCESSORIES

Connect an RFID reader to a DockController device to make body-worn camera allocation quicker and easier, using your organization's existing ID or access cards.



SPECIFICATIONS

MODEL NAME		RFID READER
PART NUMBER		RF-220
General Information	Typical Usage	Attached to a DC-200 via USB connection
	Management Software	VideoManager
	Warranty	1 year return to manufacturer warranty
	Snap-in Holder	The Snap-in Holder is used to fix the RF-220 to a flat surface
Size & Weight	Dimensions (H x W x D)	3.5 x 2.2 x 0.7 in (88 x 56 x 18 mm)
	Weight	4.1 oz (115 g)
Technical Specifications	Frequency	Low Frequency: 134.2 kHz, High Frequency: 13.56 MHz
	Read / Write Distance	4 in (100 mm) for both Low Frequency and High Frequency
	Supported Compatible Card Standards	Including but not limited to: ISO1443A (e.g. MIFARE Classic) ISO14443B (e.g. HID iCLASS) ISO15693 (e.g. HID iCLASS SE) Access Control Manager (ACM) door access cards

KEY FEATURES



Secure & Efficient
Camera Allocation



No Need to
Log in Each Time



Automatic Association
Between Camera & User

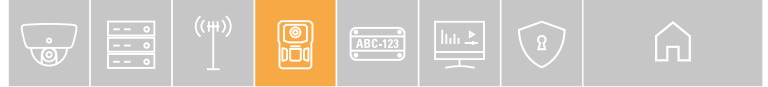
LEARN MORE



RFID READER ACCESSORIES

TYPE	PART NUMBER
RFID Sticker-Style Tag (x10)	RF-STICKER-10
RFID-Card (x10)	RF-CARD-10

RFID Readers and accessories are compatible with VT100 & VB400 body-worn cameras



DOCKCONTROLLER

Simultaneously manage up to 84 body-worn cameras while also assigning them to operators using VideoManager software.



SPECIFICATIONS

MODEL NAME		DOCKCONTROLLER
PART NUMBER		DC-200/R
General Information	Typical Usage	Connected to VideoManager over Ethernet, with multiple docks attached via USB
	Management Software	VideoManager
	Warranty	1 year return to manufacturer warranty
Size & Weight	Dimensions (H x W x D)	6.1 x 5.3 x 1.5 in (154 x 136 x 37 mm)
	Weight	23.3 oz (660 g)
Scalability	Body-Worn Camera Support	Connect up to 84 body-worn cameras to one DC-200. Ideal for use with 14-port docks. Can also be used with up to 4 individual 1-port docks.
	Unlimited VideoManager Connectivity	There is no limit on the number of DC-200s that can be connected to an instance of VideoManager
Technical Specifications	Operating Temperature	32 to 104 °F (0 to 40 °C)
	Storage Temperature	-67 to +158 °F (-55 to +70 °C)
	Input Voltage (to supplied external power supply)	100 - 240V, 47 - 63Hz
	Maximum Power Consumption	20W
Connectivity	High-Speed Footage Downloads	Gigabit Ethernet Port (1000/100/10 mbps) for rapid footage download and body-worn camera assignment
	RFID-Compatible	Attach an RFID reader to one of the DC-200's USB ports to enable quick body-worn camera assignment
	Bandwidth Restrictions	Apply bandwidth rules to individual DC-200s to control how much footage is uploaded to VideoManager, and when
	High-Priority Configuration	Prioritize certain DC-200s to ensure that their footage is downloaded to VideoManager first
	Slow Connection Configuration	DC-200s with this setting enabled will continuously try to offload footage to VideoManager, ignoring the bandwidth limit
	Shared Bandwidth Groups	Add multiple DC-200s to one bandwidth group to ensure that the bandwidth limit is shared equally between them

KEY FEATURES



Connect up to 84 Body-Worn Cameras



Supports RFID Touch-Assign

LEARN MORE



REGIONAL COMPATIBILITY

US	United States
UK	United Kingdom
EU	Europe
AUS	Australia
ROW	Rest of World

Part number varies based on regional compatibility



LICENSE PLATE RECOGNITION SOLUTIONS

License plate recognition (LPR) systems from Motorola Solutions aren't one-size fits all, but rather designed for specific environmental needs. Our purpose-built applications for enterprise ensure your data is actionable and secure. Add an unmatched layer of efficiency to your parking and security operations with license plate recognition detections, patented vehicle location analytics and plate-based enforcement tools.



H4 LICENSE PLATE CAPTURE (LPC) KIT

Uses IR illumination, visible light filtering and license plate recognition analytics to capture license plates at typical vehicle speeds in varying lighting conditions.



SPECIFICATIONS

MODEL NAME	H4 LPC	
PART NUMBER¹	3.0C-HD-LP-B1	
Resolution	3 MP	
Image Sensor (progressive scan CMOS)	1/2.8"	
Max. Dynamic Range	-	
Maximum Capture Speed	100 km/h (62 mph)	
Max. IR Illumination Distance (single lane / dual lane)	30 m (100 ft) / 14 m (46 ft)	
Environmental	IP66 weather rating ²	
LENS (REMOTE ZOOM AND FOCUS)		
4.7–84.6 mm, F1.6, P-Iris	Angle of View	3.5° – 59°
	Minimum Illumination (monochrome)	0 lux

KEY FEATURES



Maximum Image Rate of 30 fps



Compliant with ONVIF Profile S



H.264 HDSM SmartCodec Technology, Motion JPEG

LEARN MORE

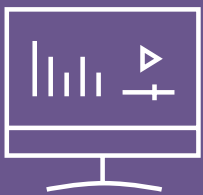


AUDIO, POWER & STORAGE

Audio Compression Method	G.711 PCM 8 kHz
Audio Input/Output	Line level input/output
External I/O Terminals	4 alarm in, 2 alarm out
External Power Source	VDC: 12 V, VAC: 24 V
PoE Power Source	IEEE802.3af Class 3 compliant
Onboard Storage	SD/SDHC/SDXC slot (minimum class 4, class 6 or better recommended)

¹ This is the part number for the camera module only. Please see accessories page for enclosure and IR illuminator.

² This is outdoor rated - the kit includes enclosure.



VIDEO MANAGEMENT SOFTWARE

Whether you're monitoring video from fixed cameras or your suite of body-worn cameras, our video management solutions provide the control and AI-enabled tools to help ensure critical events do not go unnoticed.



ACC 7 SOFTWARE

Powerful software doesn't have to be complicated. ACC software leverages AI technology to give you control over your video security and focus your attention on what matters most. Use it with Avigilon cameras and sensors and/or leverage existing assets by using it with third-party devices.



SPECIFICATIONS

MODEL NAME	CORE	STANDARD	ENTERPRISE
Cameras/Server	24	75	>300 ¹
Servers/Site	1	1	>100 ¹
Client Connections per Server	2	10	Unlimited
Rule Triggers	0	51	Unlimited
Avigilon Presence Detector™ Event Trigger	No		Yes
Self-Learning Video Analytics Event Configuration	No		Yes
ACM™ Identity Verification	No		Yes
ACM Identity Search	No		Yes
ACM Remote Door Access Grants	No		Yes
Focus of Attention Interface		No	Yes
AI Appliance Support		No	Yes
AI NVR Support		Yes	
Avigilon Pro Camera Support		No	Yes
Alarm Search		No	Yes
Alarm Notifications and Escalations		No	Yes
Avigilon Appearance Search Technology		No	Yes
Facial Recognition Support		No	Yes
No Face Mask Detection		No	Yes
License Plate Recognition and Event Search		No	Yes
Multi-Camera Privacy-Blurred Export from Avigilon Appearance Search Results		No	Yes
Failover Connections and Redundant Recording		No	Yes
Active Directory Integration		No	Yes

LEARN MORE



¹ Avigilon has tested up to the number indicated, however no limits are imposed by licensing. Actual limits will depend on the hardware environment. ONVIF is a trademark of ONVIF, Inc.



ACC 7 SOFTWARE

STANDARD FEATURES

- Automatic device discovery
- Support for third-party ONVIF compliant cameras and encoders including dual streaming
- Support for H.265, H2.654, MPEG4, MJPEG and JPEG2000 codecs
- HDSM™ and HDSM SmartCodec™ technology support
- ACC Mobile application
- Video analytics overlays
- Light and dark user interface themes
- Unusual Motion and Activity Detection timeline filtering with Skip Play
- Intelligent Motion, thumbnail and event search
- Two-factor authentication and emergency privilege override
- Two-person authenticated recorded video viewing
- Avigilon Cloud Services web client
- FIPS 140-2 encryption
- Occupancy Counting analytics
- Social Distancing analytics
- Multi-camera export
- System & motion event email notifications

LEARN MORE





AVIGILON CLOUD SERVICES

The Avigilon Cloud Services (ACS) platform connects your ACC sites to the cloud and enables secure access to your system from anywhere using an internet browser. Operators can review live and recorded video as well as monitor the health of all cloud-connected ACC sites, including critical components such as cameras and servers.



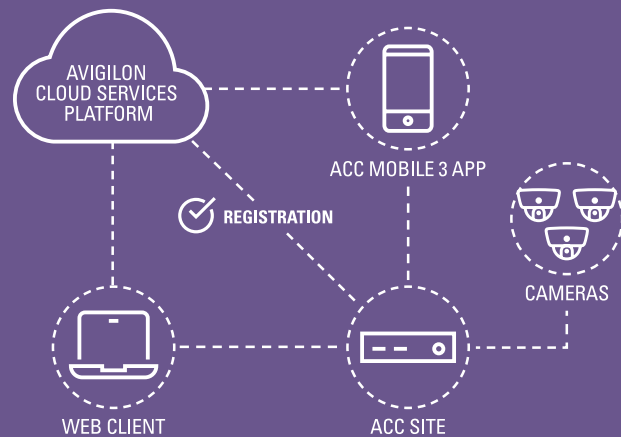
SPECIFICATIONS

Centralized Access	Anywhere Access	Organizations with distributed locations can easily access their ACC sites securely from anywhere on a browser or mobile device.
	Easy Remote Access	Remotely monitor multiple locations and cameras to quickly detect, verify and act on events.
	Cloud Connectivity to ACC Sites	Connect ACC sites to the cloud to converge media access, system management, and integrations.
	Tools for everyday operation	Access live and recorded video, create and view bookmarks, manage PTZ controls, and export videos to a local drive.
	Enhanced Situational Awareness	Provides timely and proactive responses to analytic alarms, sent from ACC software as push notifications directly to the ACC Mobile 3 app.
Security	Firewall Traversal	Firewall traversal enables secure remote access with minimal or no firewall reconfiguration.
	Federated Authentication	Centralize administration of user identities and use corporate credentials to access ACC, ACM and ACS software.
	Seamless User Provisioning	Provisioning users is simple, as existing ACC group privileges are inherited for web client or mobile app viewing.
System Health Monitoring	Real-time Awareness	Confirm the operational status of your deployment to prioritize site maintenance activities and optimize uptime across all system components.
	Health Dashboard	Review a single health dashboard that rolls up the active status of all recorders and connected cameras.
	Remote Configuration Access	Access configuration details of recorders and cameras across all cloud-connected ACC sites.
	Remote Site Upgrades	Push software upgrades remotely to one or more ACC sites simultaneously, ensuring all of your sites are always on the latest versions of ACC.
Technical Specifications	Compatible ACC Platform	ACC 7.10 or later is required to connect ACC sites to Avigilon Cloud Services.
	Compatible ACC Mobile Platform	ACC Mobile 3 App is required to support remote access via a mobile device and to receive analytic alarms from ACC.

KEY FEATURES

The ACS platform enables a modern cloud-connected user experience, accessible without installation from a web browser. It lays the foundation for ACC customers to connect to the cloud and take advantage of capabilities and features that provide centralized access across distributed systems.

Our platform provides for the delivery of value-add services, helping to improve your up-time, and enhance productivity, while also strengthening your security. The ACS platform simplifies the management of physical security systems for customers with multi-site facilities and distributed security systems from anywhere.



LEARN MORE





VIDEOMANAGER SOFTWARE

SUPPORTS VT100 & VB400 BODY-WORN CAMERAS

Browser-based system for management of users and devices as well as the managing, storing and sharing of digital evidence.



SPECIFICATIONS

Workflow Control	Granular Permissions	Users can only access the parts of the VideoManager interface which are relevant to their workflow.
	Granular Sharing	Incidents and videos can be automatically or manually shared between users and groups on VideoManager. Instances can be shared with workers who are not on VideoManager, using time-sensitive links or exports.
	Permissions Overview	Administrators can see permissions associated with a user, and how they got those permissions.
	Privilege Escalation	Authorized users can temporarily elevate their privileges for a limited time, in order to perform certain actions on VideoManager.
	Deletion Policies	Configure how long footage is kept on VideoManager before it is deleted.
	Automatic DockController Firmware Upgrades	Ensure your suite of DockControllers always have the latest firmware, eliminating manual upgrades. Configure a specific timeframe for DockController firmware upgrades, to minimize workflow disruption.
Security	Comprehensive Audit Trail	A comprehensive audit log of every action performed in the system is created. Users can create and download audit logs to view these actions if necessary.
	Access Control Keys	Without a device's access control key, undownloaded footage on a device is inaccessible.
	File Space Encryption	Footage, report and export files are automatically encrypted for extra security.
Scalability	Bulk Edit	Large numbers of events can be instantaneously deleted or added to incident collections. Large numbers of body-worn cameras can be assigned or upgraded in parallel.
	User Groups	Put multiple users in a group for sharing and management purposes. Groups can be supervised by individual users, or other groups.
	Reports Creation	Download reports detailing various aspects of VideoManager activity e.g. when devices were docked and undocked.
	Live Statistics	View real-time statistics with information about how VideoManager is being used.
Technical Specifications	Compatible Server Platforms	Windows Server 2016 Essentials, Standard and Datacenter, Windows Server 2012 R2 Essentials, Standard and Datacenter, Windows Server 2012 Essentials, Standard and Datacenter, Windows 10 Pro and Enterprise and Windows 8.1 Pro and Enterprise
	Compatible Client Browsers	Microsoft Internet Explorer 11 (Windows 7/8.1/10), Microsoft Edge 14+ (Windows 10), Firefox 47+ (Windows 10), Chrome 48+ (Windows 7/8.1/10, MAC OS X v10.10)

CONNECTIVITY FEATURES

- Integrates with ACC video management software (via ONStream technology)
- Can be enabled as a central VideoManager, to which other instances of VideoManager ("sites") can be connected
- Connect VideoManager to CommandCentral Vault, for footage storage and correlation with other CommandCentral Suite applications¹
- Group footage and other important media in an incident for ease of view

EVIDENCE PREPARATION FEATURES

- Put multiple incidents in an incident collection for sharing and management purposes
- Redact footage and images using effects like blurring, pixelation and highlighting. Audio, text and zoom redactions are also available
- Non-video media (PDFs, MP4s, JPGs), and videos which were not recorded using VT100 or VB400 can be imported to VideoManager and added to incidents

LEARN MORE

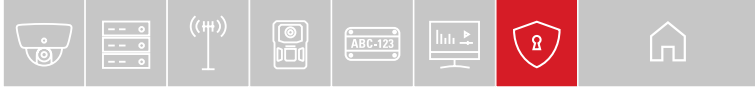


¹ Requires CommandCentral Vault subscription.



ACCESS CONTROL

The Motorola Solutions Access Control Manager (ACM) system is a physical access control system for enterprise-class installations, designed to help you focus on securing your people, property and assets, while giving you the flexibility to respond to alerts wherever you are. It seamlessly integrates with ACC software to provide you with a powerful and unified security solution that helps you proactively monitor and secure your sites.



ACM 6 SOFTWARE

Access Control Manager (ACM) is a physical access control system for enterprise-class installations, designed to protect people, property and assets with advanced alarm and identity management providing superior control of access to facilities. This 100% browser-based solution offers the flexibility to respond to alerts from anywhere. ACC unification offers a powerful end-to-end security solution to monitor and secure sites.



DETAILS

Identity Management	Integrated Badging	Ability to design and print badges from within the ACM Browser.
	Collaborations	Collaboration provides the ability to exchange data between the access control appliance application and a large number of other database types (e.g., LDAP, SQL Server, Oracle RDBMS, CSV imports, Generic XML, REST API Tools).
	Identity Correlation Report	Contact tracing tool to help verify identities that may be at risk by having close contact with infected individuals.
Alarm Management	Event Correlation & Alarm Monitoring	Alarm management workflow, with visual representations of alarms using color-based priority indicators, audible alerts, the ability to view live and recorded video, append notes, receive instructions, acknowledge and clear alarms.
	Integrated Video & Mapping Interface	Automated alarms generated by ACM can be viewed on a map and linked to the associated live or recorded video stream from ACC software.
	Email Notifications	Receive automatic email notifications of access control events.
	Identity Mustering	This interactive tracker can pinpoint missing personnel quickly with a real-time visual display of where people are at all times based on their badging activity.
Open-Field Hardware Support & Integrations	Controllers & Sub-Panels	Protect and future-proof your access control investment by using open-field hardware from leading manufacturers.
	Intrusion Detection	Integration to intrusion detection systems to automate the management and control within the ACM system.
	Wireless Locks	Integration with leading third-party wireless lock vendors.
	Biometric Readers	Integration to biometric fingerprint reader technology.
	pivCLASS	Integration with HID® pivCLASS® technology when implemented in an HSPD-12 environment requiring FIPS 201-2 evaluation program approval.
Easy to Use & Deploy	Video Security	Unification with ACC software and integration with other third-party video management software to better inform responses with video context.
	Turnkey Operation	Easy installation experience with server appliances that are ready to go the moment you plug them in.
	Templates	Wide selection of easy-to-use templates for doors and wiring for faster configuration.
	Customized Reporting	Pre-defined, ready-made reports that can be customized to display important access control data.
	Peer-to-Peer Replication	Patented technology that allows for replication of identity data on multiple appliances across many sites. This embedded technology requires no additional software or hardware and simplifies identity management, promotes consistency of identity data and reduces data entry efforts.
	Scalable Deployment Model	ACM appliances allow you to start with what you need on individual appliances, then expand by adding doors and replicating to additional appliances as your organization grows.
	Mobile App	ACM Expedite provides quick and easy access to pre-configured global actions, allowing operators on-the-go to swiftly perform daily operations such as unlocking a door, and responding to critical events such as a sitewide lockdown – all from their mobile device.

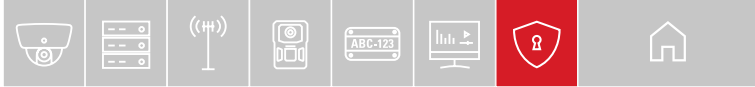
KEY FEATURES

The Motorola Solutions Access Control Manager (ACM) system is designed to keep your focus on securing people, property and assets, and maximize your time by helping you respond immediately to alerts wherever you are. The ACM™ system is 100% browser-based, requiring no software installation. Deploying hardened linux-based appliances, we use open-field hardware to leverage a breadth of standardized products from trusted manufacturers for

different solutions to uniquely fit customer needs. It also supports third party integrations through our RESTful API. The ACM system leverages an open architecture, integrates identity management and video surveillance such as ACC video management software and achieves a high level of scalability with a low cost of ownership. It delivers a ready-to-deploy solution that provides the performance you expect from an enterprise-class solution.

LEARN MORE





ACM 6 SYSTEM

Designed to help you focus on securing your people, property and assets, while giving you the flexibility to respond to alerts wherever you are.



SPECIFICATIONS

EDITION	PROFESSIONAL	ENTERPRISE	ENTERPRISE PLUS	VIRTUAL
PART NUMBER	AC-APP- R R-PRO-6	AC-APP- R R-ENT2-6	AC-APP- R R-ENT-PLUS-6	AC-APP- R R-VM-6-P
Appliance Type	Small form factor, desktop	1U rack mount chassis		VMware vSphere® ESX(i) 6.5+ ¹ or Microsoft Hyper-V
Max. Number of Doors	16–32	16–400	16–2048	16–2048
Max. Simultaneous Operators	10	20	50	
Max. Identities	75,000	250,000	500,000	
Max. Stored Transactions	75,000,000	150,000,000		
Storage	500 GB (7.2K RPM SATA)	1 TB (7.2K RPM SATA 6 Gbps)	1.3 TB (4 x 480 GB SSD RAID5)	1 TB SSD ¹
Processor	3.7 GHz Intel Pentium® 5400 (4 MB cache, 2C/4T, 65 W)	Intel Xeon E-2124 3.3GHz, 8M cache, 4C/4T, turbo (71W)	3.8 GHz Intel Xeon E3-1270 v6 (8 MB cache, 4C/8T, Turbo, 72 W)	3.8 GHz Intel Xeon E3-1270 v6 (8 MB cache, 4C/8T)
Memory	4 GB (1 x 4 GB) (2.6 GHz DDR4 Non-ECC)	8GB 2666MT/s DDR4 ECC UDIMM	32 GB (2 x 16 GB) (2400 MT/s DDR4 UDIMMs)	32 GB ¹
Network Interface	1 Gigabit Ethernet Intel	1 Gigabit Ethernet Broadcom 5720		1 Gigabit Ethernet ¹
Replication & Hot Standby Auto Failover	No	Yes		
RAID & Hot-Swap Components	No	Yes		Yes ¹

LICENSE OPTIONS

Max. Number of Doors Supported per License R	16 doors 32 doors	16 doors 32 doors 64 doors 128 doors 256 doors 400 doors	16 doors 256 doors 512 doors 1024 doors 2048 doors	16 doors 32 doors 64 doors 128 doors 256 doors 512 doors 1024 doors 2048 doors
---	---------------------------------	--	---	---

STANDARD FEATURES

- Quick online license management
- Email notification
- Event monitoring and schedules
- Identity search, import/export and management
- Panel and door status
- Preconfigured and custom reports
- Firmware updates
- OSDP In/Out door support
- Backup and restore
- PoE compatible Mercury hardware
- Migration from ACM Embedded Controller
- Mercury and HID hardware interoperability
- Software integrations (video, intrusion, wireless locks and visitor management)
- Biometric integrations
- Support for Mercury Security large encoded card formats
- Graphic maps and muster dashboard
- Photo import/export
- Alarm management and acknowledgment
- Badging
- Multi-language
- System configuration templates for doors, wiring, input and output, to enable quick Batch Add setup
- Mercury Security panel certificates for added security
- GSA approved products list

LEARN MORE



¹ System recommendations.

CONTROLLERS & SUB-PANELS

With hardware options for small to enterprise level systems, deploying and managing your ACM system has never been more intuitive and flexible as it is today.



DETAILS

MODEL NAME	CONTROLLERS	INTERFACE MODULES	I/O MODULES
PART NUMBER	AC-MER-CONT-LP1501 AC-MER-CONT-LP1502 AC-MER-CONT-LP2500 AC-MER-CONT-LP4502	AC-MER-CON-MR52 AC-MER-CON-MR50 AC-MER-RIM-MR62E	AC-MER-CON-MR16IN AC-MER-CON-MR16OUT
Features	Manage 1 to 64 readers per controller Enhanced data security with embedded crypto memory chip Flexible installation for different environments with PoE, PoE+ or RS-485 connectivity Expand I/O and readers by simply adding input, output and reader interface modules	Low-cost and high-performance for all door interface needs Manage multiple door openings with auxiliary point control and monitoring Provide access control and security monitoring using any of the Mercury controllers connected to the ACM system Enhanced data security with embedded crypto memory chip	Monitor high concentrations of inputs and outputs with the ACM system Compact footprint and RS-485 connectivity Capable of supporting 16 general-purpose dry-contact inputs or 16 relay outputs Supports being clustered or distributed to suit the installation environment

LEARN MORE



READERS & CREDENTIALS

The ACM system offers trusted and secure door readers and multipurpose credential options to keep security at the forefront of your facility.

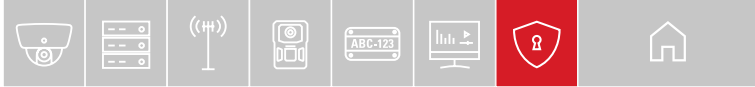


DETAILS

MODEL NAME	VIRDI BIOMETRIC ACCESS READERS	AVIGILON SE CARD READERS	AVIGILON SE CREDENTIALS	AVIGILON SIGNO CARD READERS	AVIGILON SEOS CREDENTIALS
PART NUMBER	<p>AC-VT-READ-BIO-RFID-AC5000SC-BLK-NA</p> <p>AC-VT-READ-BIO-RFID-AC2000SC-NA</p> <p>AC-VT-READ-BIO-RFID-AC2000IC-NA</p> <p>AC-VT-READ-BIO-RFID-AC5000IC-NA</p>	<p>AC-HID-READ-ICLASS-SE-R10-AVG</p> <p>AC-HID-READ-ICLASS-SE-RP40-AVG</p>	<p>AC-HID-CARD-ICLASS-SE-3000-AVG</p> <p>AC-HID-CARD-ICLASS-SE-3000-AVG-NL</p>	<p>AC-HID-READER-SIGNO-40TKS-01-00001H-AVG</p> <p>AC-HID-READER-SIGNO-20TKS-01-00001H-AVG</p> <p>AC-HID-READER-SIGNO-20KTKS-01-000000-AVG</p> <p>AC-HID-READER-SIGNO-40KTKS-01-000000-AVG</p>	<p>AC-HID-CARD-SEOS-5006PGCMN-AVG</p> <p>AC-HID-CARD-SEOS-5006PGGMN-AVG</p> <p>AC-HID-FOB-SEOS-5266PNNA-AVG</p>
Features	<p>Detect fingerprints quickly and accurately and discern fake biometric attempts for high security environments</p> <p>Easily set-up and manage biometric identities directly from the ACM system</p> <p>Get real-time visibility into current risk position and reduce unauthorized access</p>	<p>Multipurpose card reader to suit different installation environments</p> <p>Offers secure communications by utilizing the latest authentication through the Secure Identity Object (SIO) data model</p>	<p>Purposefully designed for the ACM system</p> <p>Advanced 56-bit format provides multiple levels of security</p>	<p>Highly versatile with support for the widest range of credential technologies, including HID Mobile Access</p> <p>Ultra secure storage of cryptographic keys on certified secure element hardware</p> <p>Includes out-of-the-box support for Open Supervised Device Protocol (OSDP) for secure bidirectional communication</p>	<p>Leverages advanced Seos credential technology by HID Global, allowing seamless migration to a higher standard of security and functionality</p> <p>Advanced 56-bit format provides multiple levels of security</p> <p>Available in logo card, non logo card or FOB</p>

LEARN MORE





READERS & CREDENTIALS

The ACM system offers trusted and secure door readers and multipurpose credential options to keep security at the forefront of your facility.



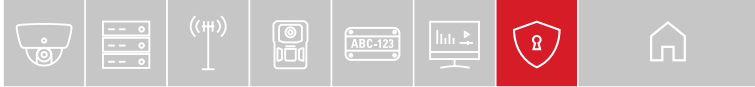
DETAILS

MODEL NAME	FARPOINTE DATA CONEKT READERS AND CREDENTIALS	FARPOINTE DATA DELTA READERS	FARPOINTE DATA RANGER READERS	FARPOINTE DATA GUARDIAN READERS	FARPOINTE DATA GIBRALTAR READERS	FARPOINTE DATA PYRAMID READERS
PART NUMBER	AC-FP-READ-CSR-35L-OSDP AC-FP-READ-CSR-35L-WG AC-FP-MOB-CMC-2 AC-FP-FOB-CSC-2 AC-FP-CARD-CSM-2S AC-FP-CARD-CONEKT-CSM-2P AC-FP-CARD-CONEKT-CSK-2	AC-FP-READ-DELTA3-CSN AC-FP-READ-DELTA3-SECTOR AC-FP-READ-DELTA5-CSN AC-FP-READ-DELTA5-SECTOR AC-FP-READ-DELTA5.3-CSN AC-FP-READ-DELTA5.3-SECTOR AC-FP-READ-DELTA6.4-CSN AC-FP-READ-DELTA6.4-SECTOR	AC-FP-REC-LONG-RANGE-WRR-22 AC-FP-REC-WRR-44	AC-FP-READ-GUARDIAN-VR-P-403-HA AC-FP-READ-GUARDIAN-VR-P-405-HA AC-FP-READ-GUARDIAN-VR-P-410-HA	AC-FP-READ-GIBRALTER-BR-P-455-HA AC-FP-READ-GIBRALTER-BR-P-453-HA	AC-FP-READ-P-300-H AC-FP-READ-P-300-H-A AC-FP-READ-P-500-H AC-FP-READ-P-500-H-A AC-FP-READ-PROX-EURO-P-530-HA AC-FP-READ-PROX-KEYPAD-P-620-HA AC-FP-READ-P-640-H AC-FP-READ-P-640-H-A AC-FP-READ-P-710-H AC-FP-READ-P-710-H-A AC-FP-READ-P-900-H AC-FP-READ-P-900-H-A
Features	Enables smartphones to be the access credential with a secure smartphone wallet app Readers read Conekt BLE mobile credentials as well as traditional physical credentials Supports industry standard and custom formats	Enhanced smartcard encryption and optional DESFire EV1 and EV2 support Supports industry standard interfaces Based upon the world-standard MIFARE technology, ideal for ISO14443 applications Installs indoors or outdoors	Exceptionally long read range—up to 200 ft (61 m) Ideal for parking facilities, gated communities, marinas and more Supports industry standard electronic access control interfaces	Vandal-resistant with thick polycarbonate material, epoxy potted electronics and tamper proof screws Suited for schools, inner-city environments, correctional facilities, or where heavy machinery is operated	Vandal-resistant with stainless steel built and reinforced with a bullet-resistant Shot Blocker insert and tamper proof screws Suited for schools, correctional facilities, housing authorities, and where heavy equipment is operated	Outstanding read range and excellent read speed Mounts to most surfaces, including metal Installs indoors or outdoors Supports industry standard interfaces

For full list of part numbers including credentials, contact your [local sales representative](#).

LEARN MORE





READERS & CREDENTIALS

The ACM system offers trusted and secure door readers and multipurpose credential cards to keep security at the forefront of your facility.

DETAILS



MODEL NAME	SCHLAGE MOBILE ENABLED MULTI-TECHNOLOGY READERS	SCHLAGE MULTI-TECHNOLOGY READERS	SCHLAGE SMART CARD READERS	SCHLAGE PROXIMITY READERS	SCHLAGE WIRELESS READERS	SCHLAGE ENROLLMENT READERS
PART NUMBER (READERS)	AC-SCH-READER-MTB11 AC-SCH-READER-MTB15 AC-SCH-READER-MTKB15	AC-ING-READ-APTIO-MULL-MT11 AC-ALL-READ-APTIO-OSDP-MULL-MT11-485 AC-ING-READ-APTIO-SNG-MT15 AC-ALL-READ-APTIO-OSDP-SNG-MT15-485 AC-ING-READ-APTIO-KEYPD-MTK15 AC-ALL-READ-APTIO-OSDP-KEYPD-MTK15-485 AC-ALL-READ-APTIO-WIEGAND-MTMSK15	AC-ING-READ-APTIO-MINI-SM10	AC-ING-READ-XCEEDID-PROX AC-ING-READ-XCEEDID-PROX-C	AC-ALL-SCH-WPR400-MT	AC-ING-READ-APTIO-ENROLL-MT20

Features

Eases the transition from existing proximity systems to secure encrypted card technologies or mobile solutions

Supports Schlage Mobile Access Credentials (BLE) and Near Field Communication (NFC)

Offers support for Apple's Enhanced Contactless Polling (ECP) for Apple Wallet and Google Pay credentials

Recognizes magnetic stripe, proximity, Schlage smart card and NFC-enabled smart devices

Works with industry standards and common access control system interfaces

Sleek, compact and cost-effective for high-security applications

Mini-mullion design is ideal for installation in tight spaces

Meets applicable ISO standards to integrate with many access control systems

Mutually authenticated in communication between the card and reader for optimum security

Sleek, compact and cost-effective for applications requiring lower security

Mini-mullion design is ideal for installation in tight spaces

Recognizes most industry leading 125 kHz proximity credentials

Easily integrates into existing legacy proximity systems and are compatible with new installations

Quickly extend a facility's access control to remote locations

Battery-operated device that can be handheld or placed in a temporary location for credential verification

LED indicator visually confirms credential verification or rejection

Utilizes the same credential reader modules offered with an AD Series lock

Simplifies enrollment of smart and multi-technology credentials in "No-Tour" multi-family applications

Program encrypted credentials, such as a keyfob, over Wi-Fi or USB connection to PC

When presented at a lock by the user, the pre-programmed credentials automatically update the lock database

For full list of part numbers including credentials, contact your [local sales representative](#).

LEARN MORE



POWER SUPPLIES

High-efficiency, cost-effective power supplies from LifeSafety Power and Elmdene provide all the power needed for up to 16-door applications.



DETAILS

MODEL NAME	LIFESAFETY POWER	ELMDENE ¹
PART NUMBER	AC-LSP-2DR-MER	AC-ELM-1DR
	AC-LSP-2DR-MER-LCK	AC-ELM-2DR
	AC-LSP-4DR-MER	AC-ELM-4DR
	AC-LSP-4DR-MER-LCK	AC-ELM-4/12DR-EXP
	AC-LSP-8DR-MER	AC-ELM-12DR
	AC-LSP-8DR-MER-LCK	AC-ELM-4/12DR-EXP-LCK
	AC-LSP-16DR-MER	AC-ELM-12DR-LCK
	AC-LSP-16DR-MER-LCK	AC-ELM-ACCESS-EXP-PLATE
Max. Number of Doors Supported	4DR: 4 8DR: 8 16DR: 16	1DR: 1 2DR: 2 4DR: 4 12DR: 12
Features	<p>Designed to house Mercury Security controllers</p> <p>Separate 24 VDC circuit provides lock power within the same enclosure, saving the cost of added hardware and installation time</p>	<p>Designed to house Mercury Security controllers</p> <p>13.8 VDC 4A output supplies continuous full rated current to load</p> <p>Additional 0.5A to charge standby battery</p> <p>Modular construction for ease of maintenance and installation</p>

LEARN MORE



¹ Listed products from Elmdene are only available in the European Union and the United Kingdom.

BUNDLED KITS

The ACM Bundled Kits come with everything needed to connect up to 16 doors of access.



SPECIFICATIONS

MODEL NAME	EMBEDDED CONTROLLER KITS ¹			PROFESSIONAL KITS			ENTERPRISE KITS		
PART NUMBER	AC-HID-LSP-ACMEC-KIT4	AC-HID-LSP-ACMEC-KIT8	AC-HID-LSP-ACMEC-KIT16	AC-PRO-KIT4	AC-PRO-KIT8	AC-PRO-KIT16	AC-ENT-KIT8	AC-ENT-KIT16	
Max. Number of Doors Supported	4	8	16	4	8	16	8	16	
ACM Appliance	-			Professional: 1			Enterprise: 1		
ACM Software Licenses	-			16					
Controllers & Sub-Panels	Controller	ACM Embedded Controller: 1			Mercury Intelligent Controller: 1				
	Mercury Interface Modules	-			1	3	7	3	7
Power Supplies	LifeSafety Power Enclosure	1			4DR x 1	8DR x 1	8DR x 2	8DR x 1	8DR x 2
Card Readers	HID VertX V100 Reader Interface	2	4	8	-				
	Avigilon SE R10 Card Readers	4	8	16	-				
	HID® iCLASS® SE RP40 Card Readers	-			4	8	16	8	16
Credential Cards	100			100			100		

¹ [View notice.](#)

LEARN MORE



WIRELESS LOCK INTEGRATIONS

The Avigilon ACM system seamlessly integrates with third-party wireless locks for you to combine all of the components of an access controlled door into a simplified all-in-one system that saves time and costs.



DETAILS

MODEL NAME	SCHLAGE AD SERIES LOCKS	SCHLAGE PIM400 & PIM300	SCHLAGE LE/B & NDE/B LOCKS	SCHLAGE CONTROL MOBILE ENABLED LOCKS	VON DUPRIN RU/RM CRASHBARS
PART NUMBER	<p>AC-SCH-AD400-CUSTOM</p> <p>AC-SCH-AD300-CUSTOM (WIRED)</p> <p>AC-SCH-993-CUSTOM (CRASHBAR)</p>	<p>AC-ALL-SCH-PIM400-485-RSI</p> <p>AC-ALL-SCH-PIM400-1501-LC</p> <p>AC-ALL-SCH-PIM400-TD2</p> <p>AC-ALL-SCH-PIB300-2D</p>	<p>AC-SCH-NDE-CUSTOM</p> <p>AC-SCH-LE-CUSTOM</p>	<p>AC-SCH-CONTROL-BE467F-CUSTOM</p> <p>AC-SCH-CONTROL-FE410F-CUSTOM</p>	<p>AC-SCH-RU-VOND-3-47258681</p> <p>AC-SCH-RU-VOND-4-47258682</p> <p>AC-SCH-RM-VOND-3-47258683</p> <p>AC-SCH-RM-VOND-4-47258684</p>
Features	<p>Upgrade to new technologies without taking locks off the door</p> <p>Cylindrical, mortise, mortise deadbolt and exit trim chassis options</p> <p>Built-in credential reader and access control sensors for simplified installation</p> <p>FIPS 201-2 compliant</p>	<p>Standard IP addressable intelligent controller for up to 16 AD Series wireless devices</p> <p>Manage up to 240,000 cardholders and 50,000 transactions in memory</p> <p>PoE compliant to IEEE 802.3af</p>	<p>Affordably extend electronic access control deeper into your facility</p> <p>Packaged with credential reader and access control sensors for simplified installation</p> <p>LE mortise locks can be ordered with LED indicator, interior push button (IPB) or deadbolt for tailored applications</p> <p>NDEB cylindrical locks can be ordered with IPB to extend the lock to include storeroom, office, privacy and apartment applications</p>	<p>Designed for multifamily residences</p> <p>Allow residents to gain access using a smart credential or their smartphone</p> <p>Eliminate the cost and hassle of keys</p> <p>Available as a deadbolt or interconnect lock</p>	<p>Provide greater perimeter security for K-12 schools</p> <p>Enable remote undogging and door status monitoring</p> <p>Modular kit retrofits existing 98/99 and 33A/35A series devices</p>

LEARN MORE



Not all wireless locks products are available in all regions, please contact your [local sales representative](#) to confirm availability.

WIRELESS LOCK INTEGRATIONS

The ACM system seamlessly integrates with third-party wireless locks for you to combine all of the components of an access controlled door into a simplified all-in-one system that saves time and costs.



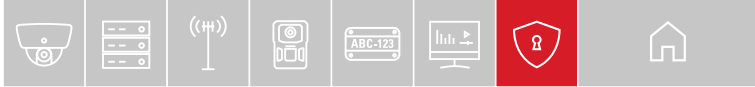
DETAILS

MODEL NAME	SALTO VIRTUAL NETWORK (SVN) DATA-ON-CARD SYSTEM	ASSA ABLOY APERIO LOCKS	ASSA ABLOY WI-FI LOCKS	ASSA ABLOY POWER OVER ETHERNET (POE) LOCKS
PART NUMBER		Contact your local sales representative		
Features	<p>Streamline access management for high door density facilities with access data on the card</p> <p>Update cards quickly with RFID technology</p> <p>Locks can securely read, receive and write information to ensure access rights are updated</p> <p>Issue SALTO JustIn Mobile credentials from ACM to manage access rights over-the-air</p>	<p>Deploy in a wide range of applications including offices, server cabinets, storage lockers, drawers, glass doors and more</p> <p>Flawless integration with Mercury controllers to provide real-time access and audit</p> <p>Support the use of HID Mobile credentials to access doors using a mobile device</p>	<p>Suited for hard-to-wire locations</p> <p>Reduce installation time and costs by utilizing existing Wi-Fi</p> <p>Easy transition to higher security credentials such as HID Mobile and government-issued PIV with HID Global multiCLASS SE technology</p>	<p>Enable easy and cost-effective installations into existing infrastructure</p> <p>Set-up real-time communication by utilizing IEEE 802.3af PoE-enabled network infrastructure</p> <p>Support multiple credential types such as HID Mobile, for a secure solution with multiCLASS SE technology</p> <p>Privacy button allow shelter in place/local lockdown</p>

LEARN MORE



Available in the United States and Canada only.



FEDERAL GOVERNMENT SOLUTIONS

The ACM system is FIPS 201-2 compliant and is a certified solution on the GSA Approved Product List (APL), meeting the Personal Identity Verification (PIV) requirements mandated for U.S. federal employees and contractors. Customers can conveniently and reliably purchase all components of this fully compliant, GSA-approved FICAM solution directly from Motorola Solutions.



DETAILS

MODEL NAME	ACCESS CONTROL MANAGER SOFTWARE	HID PIVCLASS SOFTWARE	CONTROLLERS & SUB-PANELS	HID PIVCLASS AUTHENTICATION MODULE (PAM)	HID PIVCLASS READERS
APL Approved Products	<p>APL #10122</p> <p>PACS software ACM 6.4.2</p>	<p>Validation System APL# 10123</p> <p>pivCLASS Registration Engine for ACM</p> <p>pivCLASS Certificate Manager, Release 5.12.0</p> <p>pivCLASS Reader Services, Release 5.12.0</p> <p>pivCLASS IDPublisher, Release 5.12.0</p>	<p>APL #10122</p> <p>HID LP4502 Intelligent Two Door System Controller with pivCLASS Embedded Authentication (Software 1.29.1, Firmware 5.11.38)</p> <p>HID LP2500 Intelligent Controller (Firmware 1.29.1)</p> <p>HID LP1502 Intelligent Controller (Firmware 1.29.1)</p> <p>HID MR52-S3 Two Reader Interface Module (Firmware 3.21.0)</p> <p>HID MR62e Reader Interface Module (Firmware 3.21.x)</p>	<p>Validation System APL# 10123</p> <p>pivCLASS Authentication Module</p>	<p>Embedded Configuration</p> <p>pivCLASS RP40 Contactless Reader VAS0300 Rev. B.1 (APL# 10003)</p> <p>pivCLASS RK40 Contactless Reader VAS0300 Rev. B.1 (APL# 10004)</p> <p>pivCLASS RPK40 Contact/Contactless Reader VAS0300 Rev. B.1 (APL# 10005)</p> <p>pivCLASS R40 Contactless Reader VAS0300 Rev. B.1 (APL# 10006)</p> <p>pivCLASS RKCL40 Contact/Contactless Reader VAS0300 Rev. B.1 (APL# 10007)</p> <p>pivCLASS RPKCL40 Contact/ Contactless Reader with PIN VAS0300 Rev. B.1 (APL# 10008)</p> <p>Authentication Module Configuration</p> <p>pivCLASS RP40 Contactless Reader (APL#10003)</p> <p>pivCLASS RK40 Contactless Reader + PIN (APL# 10004)</p> <p>pivCLASS RPK40 Contactless Reader + PIN (APL# 10005)</p> <p>pivCLASS R40 Contactless Reader (APL# 10006)</p> <p>pivCLASS RKCL40 Contact/Contactless Reader with PIN (APL# 10007)</p> <p>pivCLASS RPKCL40 Contact/ Contactless Reader with PIN (APL# 10008)</p> <p>pivCLASS RPKCLB40 Contact/ Contactless Reader with PIN & BIO (APL# 10026)</p> <p>pivCLASS RKCLB40 Contact/ Contactless Reader with PIN & BIO (APL# 10052)</p> <p>pivCLASS R10 Contactless Reader (APL# 10085)</p>

LEARN MORE



BIOMETRIC SOLUTIONS

The integration of ACM with ViRDI's biometric fingerprint reader technology provides further safeguards to high security environments with an extra form of identification.



DETAILS

MODEL NAME	VIRDI ENROLLMENT USB FINGERPRINT READER	VIRDI IP65 FINGERPRINT SMARTCARD READER WITH KEYPAD	VIRDI IP65 FINGERPRINT SMARTCARD READER
PART NUMBER	AC-VT-READ-BIO-USB-FOH02-SC	AC-VT-READ-BIO-RFID-AC5000SC-BLK-NA	AC-VT-READ-BIO-RFID-AC2000SC-NA
Features	<p>Seamless integration between VIRDI's Biometrics Enrollment Manager interface and ACM to add and remove biometric identities</p> <p>Easily set-up and manage biometric identities directly from ACM</p> <p>Authenticate individual using one-to-one biometric verification</p>	<p>Seamless integration between VIRDI's Biometrics Enrollment Manager interface and ACM to add and remove biometric identities</p> <p>IP65 rating for dust and water resistance</p> <p>OSDP compatible with ACM controllers integration</p> <p>Simplify operation with graphic UI and customizable 2.8" Color TFT LCD background</p>	<p>Seamless integration between VIRDI's Biometrics Enrollment Manager interface and ACM to add and remove biometric identities</p> <p>Secure and convenient access with Bluetooth and VIRDI's UNIS B plus mobile application</p> <p>IP65 rating for dust and water resistance</p> <p>OSSP compatible with ACM controllers integration</p>

LEARN MORE



VISITOR MANAGEMENT

ACM integrates with HID Global's EasyLobby Secure Visitor Management software, which allows organizations to automate the entire process of registering a visitor, printing a badge and capturing detailed information in seconds by simply scanning an ID.



DETAILS

MODEL NAME	ACM INTEGRATION WITH HID GLOBAL EASYLOBBY SOFTWARE	HID GLOBAL SNAPSHOT PASSPORT SCANNER	HID GLOBAL SNAPSHOT LICENSE CARD SCANNER	ASSURETEC ID-150 CARD SCANNER	DYMO 450 TURBO THERMAL PRINTER
PART NUMBER	AC-HID-EL-96000-SVM10	AC-HID-EL-SS-PASSPORT	AC-HID-EL-CSS-R3	AC-HID-EL-AST-ID150	AC-HID-EL-DYMO-450T
Features	<p>EasyLobby visitor records are automatically updated to ACM with identity information</p> <p>Streamlines enrollment with pre-registration or self-registration options</p> <p>Improves security by identifying who is in a facility quickly and accurately, especially in emergency situations</p> <p>Conduct analysis and reporting on visitor data, quickly and easily</p>	<p>Works together with EasyLobby to improve the efficiency of identity registration</p> <p>Auto data capture and use of camera-based technology help provide quicker onboarding procedures</p>	<p>Leverages Optical Character Recognition (OCR) to read driver's licenses and ID cards quickly and accurately</p> <p>Easy-to-use with no moving parts and compact design takes up minimal counter space</p>	<p>Reads and verifies identity documents such as driver's licenses and IDs quickly and accurately, including the photo</p>	<p>Prints temporary badges for increased security and visibility of visitors</p> <p>Eliminates the cost of ink or toner with direct thermal printing technology</p>

LEARN MORE



INTRUSION PANELS INTEGRATION

Centrally monitor and control Bosch intrusion panels and access events from the ACM system for visual verification of alerts and faster responses. Operators can arm and disarm panels by area, set-up and assign passcode groups to identities, configure the system to send access events to the central monitoring service and more.



DETAILS

MODEL NAME	BOSCH INTRUSION INTEGRATION
PART NUMBER	AC-SW-LIC-BOSCHINTR-1PANEL-6-P AC-SW-LIC-BOSCHINTR-10PANEL-6-P
Supported Panels	Mid-range: B3512, B4512, B5512, B6512 Commercial: B8512G, B9512G, D9412GV4 V2, D7412GV4
Features	<ul style="list-style-type: none"> Colour graphic touch screen display for easy operation Built-in presence detector lights the display when user approaches keypad Built-in proximity reader allows use of a token or card as replacement for a passcode, or for use with dual authentication for high security areas Four inputs and one output provide cost effective expansion ACM integration enables quicker verification of intrusion events via live video triggers No additional access hardware or wiring required — connects to IP networks

LEARN MORE



ACM VERIFY VIRTUAL STATIONS

ACM Verify allows any browser-enabled smart device to act as a virtual station. It works by recording and confirming an individual's identity using a PIN code, enabling you to extend the capability of your access system to locations where physical access doors are not feasible.



DETAILS

MODEL NAME	ACM VERIFY
PART NUMBER	AC-SW-LIC-AVO-VER-5VS-6-P AC-SW-LIC-AVO-VER-16VS-6-P

Features

Device pairing allows you to easily link a device to a virtual station for greater security

Verify profiles by comparing a person's appearance with a saved database image

Send verification events to ACM and view a list of recorded personnel at each virtual station

Activate global actions from events generated by virtual stations

Enable or disable virtual stations from ACM

Suited for sites that do not have access controlled doors or locks such as outdoor mustering stations for fire drills, a bus for school trips or a work area in an open-plan office

LEARN MORE





For more information, visit motorolasolutions.com/en_us/video-security-access-control.html



MOTOROLA, MOTO, MOTOROLA SOLUTIONS and the Stylized M Logo are trademarks or registered trademarks of Motorola Trademark Holdings, LLC and are used under license. AVIGILON, the AVIGILON logo, AVIGILON CONTROL CENTER, ACC, ACCESS CONTROL MANAGER, ACM, LIGHTCATCHER, HDSM SmartCodec, AVIGILON APPEARANCE SEARCH, and AVIGILON PRESENCE DETECTOR are trademarks of Avigilon Corporation. Other names or logos mentioned herein may be the trademarks of their respective owners. Avigilon Corporation protects its innovations with patents issued in the United States of America and other jurisdictions worldwide (see avigilon.com/patents). Unless stated explicitly and in writing, no license is granted with respect to any copyright, industrial design, trademark, patent or other intellectual property rights of Avigilon Corporation or its licensors. © 2022, Motorola Solutions. All rights reserved. 02-2022 [JS01]